



# LITTLE LAKE CITY SCHOOL DISTRICT

## 2023-2024 FIRST INTERIM

Where Kids are #1

Presented By:

Liz Seymour  
Assistant Superintendent, Business Services

Prepared By:

Michael Montano  
Director, Fiscal Services



## Contents

1. BUDGET ASSUMPTIONS .....	4
GENERAL INFORMATION .....	4
BUDGET CALENDAR .....	4
ENROLLMENT PROJECTIONS.....	5
AVERAGE DAILY ATTENDANCE (ADA) .....	6
GENERAL FUND REVENUES.....	7
<b>Local Control Funding Formula</b> .....	8
<b>Other State Revenue</b> .....	9
GENERAL FUND EXPENDITURES.....	11
<b>Employees</b> .....	11
<b>Collective Bargaining Agreements</b> .....	11
<b>Employee Benefits</b> .....	12
OTHER SIGNIFICANT BUDGET ITEMS .....	13
<b>Local Control Accountability Plan</b> .....	13
<b>Special Education</b> .....	14
<b>Ending Fund Balance (Multi-Year)</b> .....	15
SUMMARY OF BUDGET ASSUMPTIONS .....	16
FUND CLASSIFICATIONS .....	20
<b>General Fund – Unrestricted</b> .....	20
<b>General Fund – Restricted</b> .....	20
<b>Student Activity Revenue Fund</b> .....	20
<b>Cafeteria Special Revenue Fund</b> .....	20
<b>Deferred Maintenance Fund</b> .....	20
<b>Building Fund</b> .....	20
<b>Capital Project Funds</b> .....	20
<b>Bond Interest and Redemption Fund</b> .....	21
<b>Debt Service Fund</b> .....	21
2. SACS FORM – GENERAL FUND .....	22
3. SACS FORM – OTHER FUNDS .....	22
FORM 08 – STUDENT ACTIVITY REVENUE FUND .....	22
FORM 13 – CAFETERIA SPECIAL REVENUE FUND.....	22
FORM 14 – DEFERRED MAINTENANCE FUND.....	22

FORM 21 – BUILDING FUND .....	22
FORM 25 – CAPITAL FACILITIES FUND .....	22
FORM 35 – COUNTY SCHOOL FACILITIES FUND.....	22
FORM 40 – SPECIAL RESERVE FOR CAPITAL OUTLAY PROJECTS.....	22
FORM 51 – BOND INTEREST AND REDEMPTION FUND .....	22
FORM 56 – DEBT SERVICE FUND.....	22
4. SACS FORM – MULTI-YEAR PROJECTIONS .....	22
5. SACS FORM – SUPPLEMENTAL FORMS .....	22
FORM CI – DISTRICT CERTIFICATION OF INTERIM REPORT .....	22
FORM A – AVERAGE DAILY ATTENDANCE.....	22
FORM CASH - CASHFLOW .....	22
FORM 01CS – CRITERIA & STANDARDS.....	22



# *Little Lake City School District*

*Where Kids Are #1*

Date: December 12, 2023  
To: Board Members  
CC: Jonathan Vasquez, Superintendent of Schools  
From: Liz Seymour, Assistant Superintendent of Business Services  
Prepared By: Michael Montano, Director of Fiscal Services  
RE: 2023-2024 First Interim Report

---

The Governing Board is required by Education Code 42130 to certify within 45 days of the close of the period ending October 31 that the district will be able to meet its financial obligations for the budget year and two subsequent years. The 2023-24 First Interim report will be presented to the Board of Education for discussion and approval. The report has been reviewed in accordance with the State Board of Education Criteria and Standards and a positive certification is recommended.

The 2023-24 First Interim Report updates the Board approved operating budget based upon the most current information available from the California Department of Education, School Services of California and the Los Angeles County Office of Education.

## **1. BUDGET ASSUMPTIONS**

The District's Budget is formed around a set of basic assumptions and formulas.

### **GENERAL INFORMATION**

Little Lake City School District is an elementary school district including elementary and secondary levels of education under a single Board of Education. The District consists of seven elementary schools and two middle schools and centralized administration.

#### **Elementary Schools**

Cresson Elementary  
Jersey Ave Elementary  
Lakeland Elementary  
Lakeview Elementary  
Paddison Elementary  
Studebaker Elementary  
William Orr Elementary

#### **Middle Schools**

Lake Center Middle  
Lakeside Middle

### **BUDGET CALENDAR**

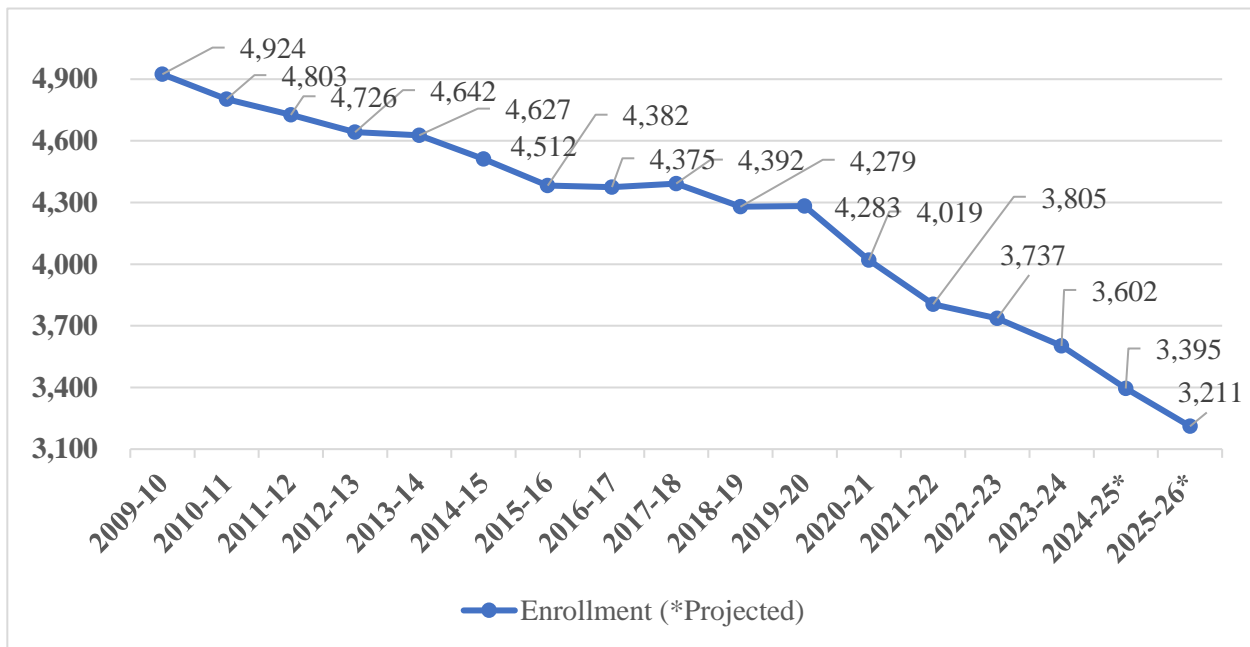
The following dates represent key budgetary information dates for the 2023-24 fiscal year:

June 13, 2023	Public Hearing on Budget
June 27, 2023	Adopt Budget
June 30, 2023	District Budget due to Los Angeles County Office of Education (LACOE)
December 15, 2023	District First Interim due to LACOE
March 15, 2024	District Second Interim due to LACOE
June 30, 2024	District Estimated Actuals due to LACOE

## ENROLLMENT PROJECTIONS

Projected enrollment (excluding Expanded Transitional Kindergarten (ETK)) for the 2023-24 school year at adopted budget was 3,665. A projected decline of 3.61% or 135 students from prior year. Current enrollment (excluding ETK) is 3,602.

For the 2024-25 and 2025-26 fiscal years, enrollment projections are determined by reviewing historical enrollment information and incorporating known future factors. The District uses a cohort survival enrollment method which looks at historical enrollment and measures the actual cohort survival rate and applies the rate for projecting future enrollment. For instance, if 97.5% of

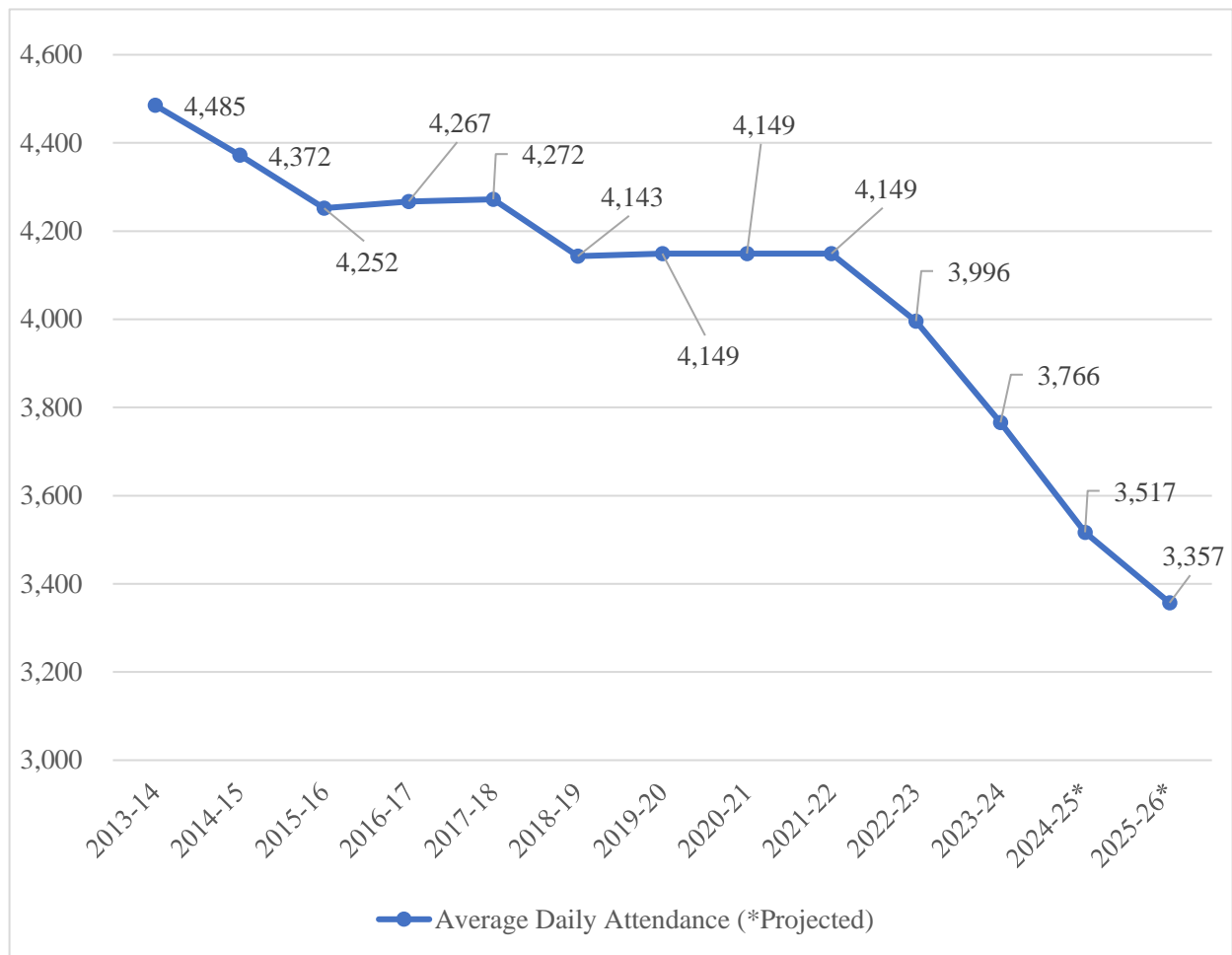


the 4<sup>th</sup> graders typically move on to 5<sup>th</sup> grade, the 97.5% rate is applied to the current number of 4<sup>th</sup> graders to determine the amount of 5<sup>th</sup> graders projected in 2023-2024.

## AVERAGE DAILY ATTENDANCE (ADA)

The ADA for the 2023-24 school year is 3,403. This does not include ADA for students at the County Office of Education or Non-Public Schools. The following is the projected percentage of attendance to enrollment 94.50% for 2023-2024, 94.50% for 2024-25 and 94.50% for 2025-26 school years respectfully.

ADA projections are used for calculating the Local Control Funding Formula (LCFF) Revenues. For a declining enrollment District, the State allows the LCFF Revenues to be calculated using the higher of current or prior year ADA or prior 3-year average. The District is projecting an enrollment decline for 2024-25 and 2025-26 school years; therefore, LCFF revenues for these years have been calculated using the prior 3-year average .



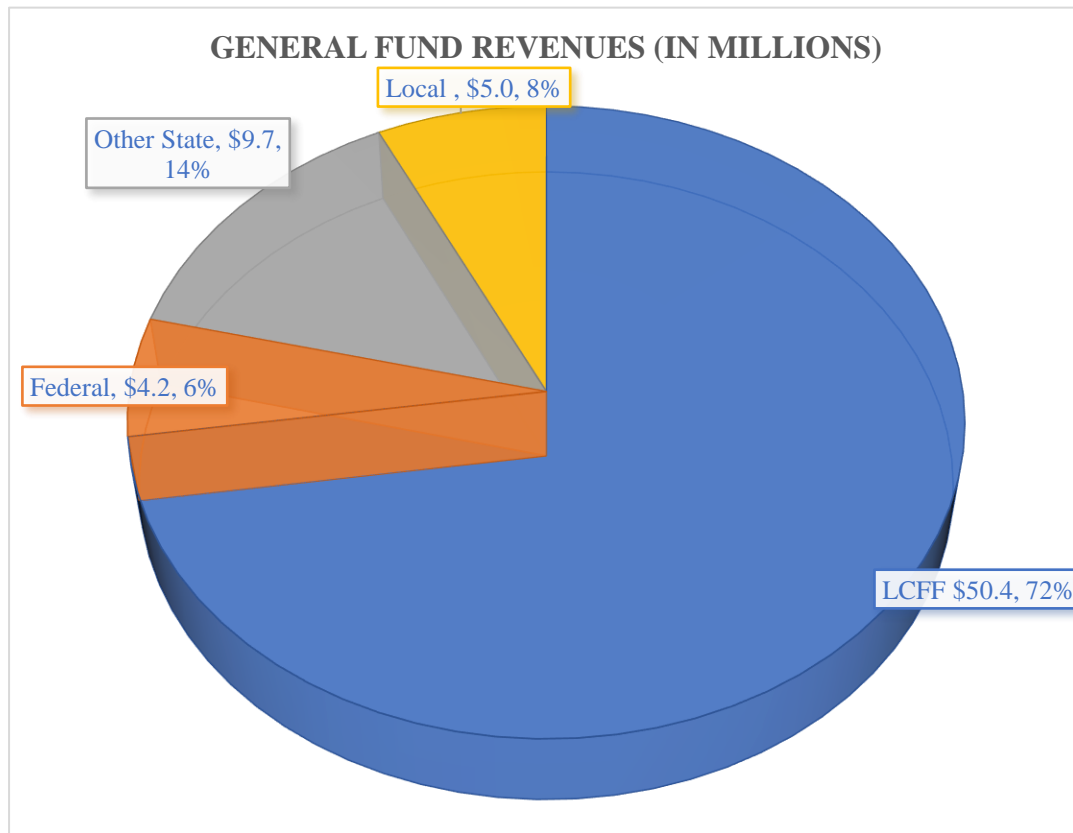
Funded ADA



## GENERAL FUND REVENUES

The major classifications for revenues in the General Fund are:

- **LCFF Revenues** are used to record state aid apportionment for both base and supplemental/concentration funding, County and District local property taxes.
- **Federal Revenues** record the grant and award revenues received directly from the federal government as well as the federal revenue for which the state or any other agency serves as a distributed agency (i.e., Special Education SELPA distributed Federal IDEA revenues)
- **Other State Revenue** is revenues received from state sources other than state aid apportionments. Revenues received for Mandated Block Grant, Lottery, Mental Health Services – Special Education, and state categorical programs.
- **Local Revenues** include the recording of interest earnings, leases, rentals, donations, grants and awards from other than federal or state agencies.



## Local Control Funding Formula

Approximately, 72% of the General Fund’s revenues is generated by the Local Control Funding Formula (LCFF). Property Tax receipts (local sources), Education Protection Account (EPA) tax collections fund LCFF revenue, and the balance is provided to the District as a State apportionment.

Using the LCFF Calculator provided by the Fiscal Crisis & Management Assistance Team (FCMAT), a state supported agency, the following factors were used to prepare the 2023-24 Budget Assumptions.

Component of LCFF Target Entitlement	
Base Grant	\$37,942,491
K-3 Grade Span Adjustment	1,683,780
Supplemental Grant	5,764,037
Concentration Grant	4,566,730
Add-Ons (TIIG, HTS & TK)	949,628
<b>Total</b>	<b>\$50,906,666</b>

### Other State Revenue

The District receives funding from the State in addition to the LCFF. The table below summarizes the various State revenues including carryover the District is projected to receive in the 2023-24 fiscal year.

Program	Amount
State Mental Health	\$170,339
Special Education Early Intervention Preschool	369,949
Mandate Cost Reimbursement	136,078
Lottery (Unrestricted)	595,350
Lottery (Restricted)	194,481
ASES	1,322,638
STRS On-Behalf Pension Contribution	2,383,351
Classified School Employee Summer Assistance Program (CSESAP)	133,280
TK Transportation Reimbursement	375,993
Pre-Kinder Planning	74,062
In-Person Instruction Grant	639,059
Expanded Learning Opportunity Program	2,683,172
Other Restricted State	626,711
<b>Total State Funding:</b>	<b>\$9,704,463</b>

## Local Revenues

The District receives funding from sources other than State and Federal sources generally recorded as Local revenue. The below table summarizes the various Local revenues the District is projected to receive in the 2023-24 fiscal year.

Program	Amount
FMV of Cash Clear-out (2022-2023)	\$1,546,790
Leases and Rentals	354,389
Interest	140,000
Stone Soup	290,422
AB602 SELPA Pass-Thru	1,739,100
Interagency Agreements – SELPA	470,149
Community Redevelopment Funds	350,000
Other	150,033
<b>Total Local Revenue</b>	<b>\$5,040,883</b>

## GENERAL FUND EXPENDITURES

The pie chart presented indicates that a majority (71%) of the General Fund expenditure budget is made up of salaries and benefits for District employees. These figures represent the combined General Fund unrestricted and restricted resources.

### Employees

The certificated bargaining unit employees are represented by the Little Lake Education Association (LLEA) with a current contract currently in negotiations.

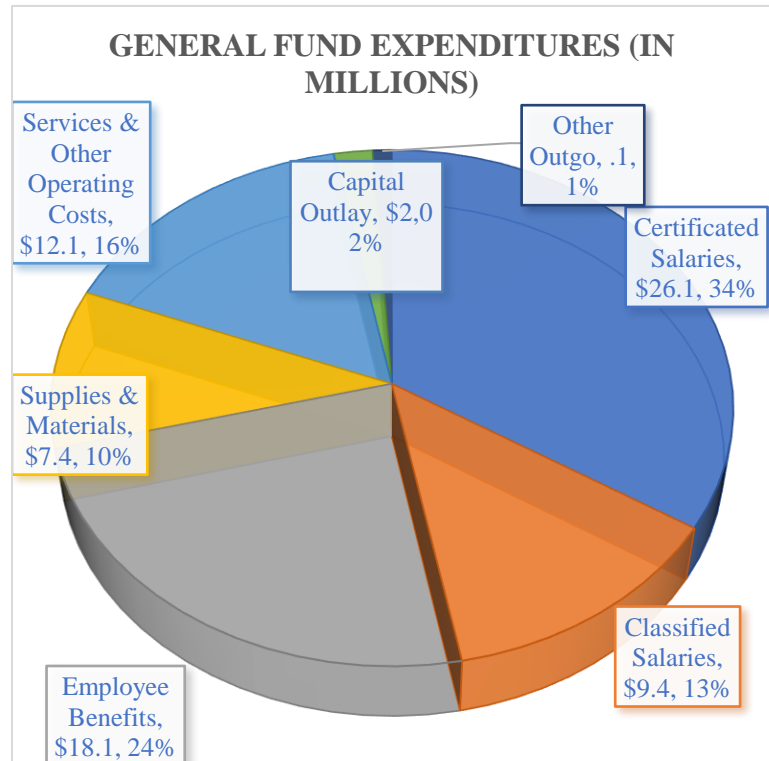
The classified bargaining unit employees are represented by the California School Employee Association (CSEA), with a current contract currently in negotiations.

### Collective Bargaining Agreements

The District and its Bargaining

Units have partially settled salary negotiation for the 2023-24 fiscal year. The Agreement with LLEA includes a one-time District contribution to pay beyond the cap for the Blue Shield Access HMO, Kaiser, and PERS medical plans in the 2024 calendar year. This agreement was approved by the Board of Education at the November 14, 2023, board meeting.

The Agreement with CSEA includes a 2% one-time bonus for all members who do not take medical benefits and a one-time District contribution to pay beyond the cap for the Blue Shield Access HMO, Kaiser, Health Net Smart Care plans in the 2024 calendar year. This agreement was approved by the Board of Education for approval at the November 14, 2023, board meeting. The District has included the cost increases in its budgeted expenditures for the 2023-24 fiscal year.



## Employee Benefits

Employee benefits are budgeted at \$18.1 million of this amount \$11.8 million is applicable to benefits funded with unrestricted monies and \$6.3 million is applicable to benefits funded with categorical/restricted programs.

Statutory benefits were calculated using the following rates:

- STRS – 19.10%
- PERS – 26.68%
- Social Security – 6.20%
- Medicare – 1.45%
- SUI – 0.05%
- Workers' Compensation – 1.41%

## **OTHER SIGNIFICANT BUDGET ITEMS**

### **Local Control Accountability Plan**

The District's Local Control Accountability Plan (LCAP) describes goals and specific actions to achieve these goals for all pupils and each significant subgroup. The plan incorporates the public's input in addressing the State's eight priorities and describes how the budget increases or enhances services for English-language learners, low socio-economic students, and foster youth.

The District's Local Control Accountability plan for the 2023-24 fiscal year was board approved on June 27, 2023. The District's LCFF funding for the 2023-24 year is projected to be \$50,406,666.

### Special Education

The LCFF Base contribution associated with providing mandated special education services is budgeted at \$7,238,109 in the 2023-24 fiscal year. Below is a summary of revenues and expenditures:

Special Education	Amount
<b>Revenues</b>	
Special Education Entitlement	\$470,149
AB602 SELPA Pass-Thru	1,739,100
<b>Total Revenues:</b>	<b>\$2,209,249</b>
<b>Expenditures</b>	
Certificated Salaries	3,491,291
Classified Salaries	1,920,996
Employee Benefits	2,560,263
Books & Supplies	41,075
Services & Other Operating	1,286,501
Other Outgo	147,232
<b>Total Expenditures:</b>	<b>\$9,447,358</b>
<b>LCFF Base Contribution</b>	<b>(\$7,238,109)</b>



### Ending Fund Balance (Multi-Year)

Cash management challenges make it even more imperative that district consider reserve levels greater than the minimums required by the State. Reserves are especially critical to have sufficient cash to meet payroll and other obligations. As of the 2023-24 First Interim, the components of the ending fund balance are noted in the table below (rounded to the nearest dollar).

Component	2023-24	2024-25	2025-26
Non-Spendable	\$25,000	\$25,000	\$25,000
Assigned Fund Balance	\$756,498	\$49,542	\$49,542
Unassigned Fund Balance	7,161,142	4,735,670	2,310,027
<b>Total Assigned and Unassigned Fund Balance</b>	<b>\$7,917,640</b>	<b>\$4,785,212</b>	<b>\$2,359,569</b>
Minimum Reserve	\$2,266,307	\$2,160,348	\$2,148,381
<b>Reserve Exceeding Minimum Reserve</b>	<b>\$4,894,835</b>	<b>\$2,624,864</b>	<b>\$211,188</b>
<b>Total Available Reserve by Percent</b>	<b>9.48%</b>	<b>6.65%</b>	<b>3.29%</b>

## SUMMARY OF BUDGET ASSUMPTIONS

The following table summarizes the District’s budget assumptions used in preparing its multi-year projections:

Fiscal Year	23-24 First Interim	24-25 Projected Budget	25-26 Projected Budget	Comments
<b>Revenue Considerations</b>				
<b>Enrollment &amp; ADA Projections</b>	94.50%	94.50%	94.50%	
<b>Prior Year District Enrollment</b>	3,737	3,602	3,395	
<b>Projected Growth/(Decline)</b>	(135)	(207)	(184)	District anticipates to experience enrollment decline
<b>Projected Enrollment</b>	3,602	3,395	3,211	
<b>Actual/Estimated ADA</b>	3,403.90	3,208.28	3,034.41	
<b>Funded ADA</b>	3,766.50	3,517.51	3,357.99	Funded ADA is 3-PY ADA Average
<b>Base Grants</b>				
<b>K-3</b>	9,919	10,310	10,649	LACOE Bulletin 6765
<b>4-6</b>	10,069	10,466	10,810	LACOE Bulletin 6765
<b>7-8</b>	10,367	10,775	11,129	LACOE Bulletin 6765

<b>Fiscal Year</b>	<b>23-24 First Interim</b>	<b>24-25 Projected Budget</b>	<b>25-26 Projected Budget</b>	<b>Comments</b>
<b>Single Year Unduplicated Pupil Percentage (UPP)</b>	81.04%	81.04%	81.04%	
<b>3-Year Rolling Average UPP</b>	72.73%	78.75%	81.04%	
<b>Lottery Revenue</b>				
<b>Unrestricted Lottery (Rate per ADA)</b>	\$177	\$177	\$177	LACOE Bulletin 6765
<b>Restricted Lottery (Rate per ADA)</b>	\$72	\$72	\$72	LACOE Bulletin 6765
<b>Mandated Block Grant</b>	\$37.63	\$39.30	\$40.59	LACOE Bulletin 6765
<b>Expenditure Considerations</b>				
<b>Health &amp; Welfare Employer Costs</b>	\$6,663,779	\$5,263,779	\$5,263,779	The District agreed to cover the cost of most major health & welfare plans for eligible employees for the 2024 calendar year. For the 2025 calendar year and on, the District has budgeted health & welfare costs up to the District's agreed upon caps.

Fiscal Year	23-24 First Interim	24-25 Projected Budget	25-26 Projected Budget	Comments
<b>Statutory Benefits</b>				
<b>Certificated Employees</b>				
<b>STRS</b>	19.10%	19.10%	19.10%	LACOE Bulleting 6765
<b>Medicare</b>	1.45%	1.45%	1.45%	Statutory Rate
<b>SUI</b>	0.05%	0.05%	0.05%	Statutory Rate
<b>Worker's Compensation</b>	1.41%	1.41%	1.41%	Based on experience factor
<b>Total Certificated</b>	22.01%	22.01%	22.01%	
<b>Classified Employees</b>				
<b>PERS</b>	26.68%	27.70%	28.30%	LACOE Bulleting 6765
<b>Medicare</b>	1.45%	1.45%	1.45%	Statutory Rate
<b>OASDI</b>	6.20%	6.20%	6.20%	Statutory Rate
<b>SUI</b>	0.05%	0.05%	0.05%	Statutory Rate
<b>Worker's Compensation</b>	1.41%	1.41%	1.41%	Based on experience factor
<b>Total Classified</b>	35.79%	36.81%	37.41%	

<b>Fiscal Year</b>	<b>23-24 First Interim</b>	<b>24-25 Projected Budget</b>	<b>25-26 Projected Budget</b>	<b>Comments</b>
<b>Step &amp; Column</b>				
<b>Certificated</b>		\$315,714	\$311,889	Step & Column Matrix
<b>Classified</b>		\$166,258	\$165,779	Step & Column Matrix
<b>Other Expenses</b>	PY + 3.55%	PY + 3.03%	PY + 2.64%	LACOE Bulletin 6765
<b>General Fund Contributions</b>				
<b>Routine Restricted Maintenance</b>	\$2,182,739	\$2,149,848	\$2,137,882	
<b>Special Education</b>	\$7,238,109	\$7,238,109	\$7,238,109	
<b>Other</b>	\$0	\$0	\$0	
<b>Total General Fund Contributions</b>	\$9,420,848	\$9,387,957	\$9,375,991	

## **FUND CLASSIFICATIONS**

### **General Fund – Unrestricted**

This fund is used to account for the ordinary operations of the school district. Examples of expenditures reported in this account are direct classroom instruction, school administration, counseling, district administration, custodial, grounds and security.

### **General Fund – Restricted**

This fund is used to account for restricted projects or activities within the general fund that must be identified and reported separately from unrestricted projects or activities. Examples of programs accounted for in this fund are special education, routine maintenance, federal, state and local grants.

### **Student Activity Revenue Fund**

This fund is used to account for Associated Student Body (ASB) activity. Examples of expenditures reported in this account are student field trips, assemblies, student events, and athletics.

### **Cafeteria Special Revenue Fund**

This fund is used to account for the revenues and expenditures of operating the District's food service program. The revenue in this fund is on a per meal basis from the State, Federal, and local (reduced and paid) student meal fees. This fund operates on an independent basis and should not directly encroach on the Unrestricted General Fund.

### **Deferred Maintenance Fund**

This fund is used to account for the transactions related to deferred maintenance. Major monies in this fund may be expended only for the following purposes; major repair or replacement of plumbing, heating, air-conditioning, electrical, roofing and floor systems, exterior and interior painting of school buildings, inspection and sampling of building materials to determine presence of asbestos and/or lead, removal of material containing asbestos and/or lead.

### **Building Fund**

This fund is used to account for the transactions related to General Obligation Bond expenditures.

### **Capital Project Funds**

These funds are used to account for the financial resources and expenditures (as designated by Education Code) for the acquisition or construction of major capital facilities projects. Following is a summary of the district funds:

- Capital Facilities Fund – This fund is used primarily to account separately for monies from developer fees. Expenditures in this fund are restricted to the purposes specified in Government Code sections 65970-65981 or Government Code section 65995.
- County School Facilities Fund – The fund is used primarily to account for new school facility construction and modernization projects using funding from designated state apportionments.

- Special Reserve Fund for Capital Outlay Projects - This fund is to provide for the accumulation of General Fund monies for capital outlay purposes (Education Code Section 42840).

#### Bond Interest and Redemption Fund

This fund is administered by the Los Angeles County. This fund was established to record the monies collected through property taxes to repay the general obligation bonds that were approved by the voters.

Los Angeles County Tax Assessor determines the tax rate needed each year to provide sufficient revenues to make the payments to the bondholders. The County collects the property tax monies, makes the payments, and maintains the records.

The financial detail provided on the following pages was supplied by the County.

#### Debt Service Fund

This fund is used for the accumulation of resources for and the retirement of principal and interest on general long-term debt.

The following is a table summarizing the projected revenues and expenditures of each fund (rounded to the nearest dollar) for fiscal year 2023-24.

Fund	Fund Name	Beginning Balance	Revenues	Expenditures	Ending Balance
01.0	General Fund	\$17,365,940	\$72,864,292	\$71,092,800	\$19,137,432
08.0	Student Activity Revenue Fund	113,840	170,023	199,076	84,787
13.0	Cafeteria Fund	1,011,190	3,741,605	3,631,197	1,121,597
14.0	Deferred Maintenance Fund	1,202,847	549,304	405,000	1,347,151
21.0	Building Fund	10,880,464	649,300	6,152,369	5,377,394
25.0	Capital Facilities Fund	311,964	148,573	157,750	302,786
35.1	County School Facilities Fund	172	18,431,001	18,418,448	12,725
40.0	Special Reserve Fund	3,077,614	147,567	2,358,248	1,216,933
51.0	Bond Interest and Redemption Fund	8,492,739	4,391,893	8,705,328	4,179,304
56.0	Debt Service Fund	6,276	366	0	6,642

## **2. SACS FORM – GENERAL FUND**

## **3. SACS FORM – OTHER FUNDS**

**FORM 08 – STUDENT ACTIVITY REVENUE FUND**

**FORM 13 – CAFETERIA SPECIAL REVENUE FUND**

**FORM 14 – DEFERRED MAINTENANCE FUND**

**FORM 21 – BUILDING FUND**

**FORM 25 – CAPITAL FACILITIES FUND**

**FORM 35 – COUNTY SCHOOL FACILITIES FUND**

**FORM 40 – SPECIAL RESERVE FOR CAPITAL OUTLAY PROJECTS**

**FORM 51 – BOND INTEREST AND REDEMPTION FUND**

**FORM 56 – DEBT SERVICE FUND**

## **4. SACS FORM – MULTI-YEAR PROJECTIONS**

## **5. SACS FORM – SUPPLEMENTAL FORMS**

**FORM CI – DISTRICT CERTIFICATION OF INTERIM REPORT**

**FORM A – AVERAGE DAILY ATTENDANCE**

**FORM CASH - CASHFLOW**

**FORM 01CS – CRITERIA & STANDARDS**



---

***GENERAL FUND***

---

---

***This Page Intentionally Left Blank***

---

Description	Resource Codes	Object Codes	Original Budget (A)	Board Approved Operating Budget (B)	Actuals To Date (C)	Projected Year Totals (D)	Difference (Col B & D) (E)	% Diff Column B & D (F)
<b>A. REVENUES</b>								
1) LCFF Sources		8010-8099	49,631,350.00	49,593,026.00	11,833,523.17	50,406,666.00	813,640.00	1.6%
2) Federal Revenue		8100-8299	0.00	0.00	0.00	0.00	0.00	0.0%
3) Other State Revenue		8300-8599	1,500,890.00	1,500,890.00	132,685.43	1,107,421.00	(393,469.00)	-26.2%
4) Other Local Revenue		8600-8799	569,389.00	569,389.00	1,764,458.84	2,194,212.00	1,624,823.00	285.4%
5) TOTAL, REVENUES			51,701,629.00	51,663,305.00	13,730,667.44	53,708,299.00		
<b>B. EXPENDITURES</b>								
1) Certificated Salaries		1000-1999	21,415,230.00	21,363,966.00	4,133,400.83	21,568,415.00	(204,449.00)	-1.0%
2) Classified Salaries		2000-2999	5,344,587.00	5,395,851.00	1,318,270.34	5,431,141.00	(35,290.00)	-0.7%
3) Employee Benefits		3000-3999	10,854,467.00	10,854,467.00	1,755,713.82	11,878,636.00	(1,024,169.00)	-9.4%
4) Books and Supplies		4000-4999	2,222,373.00	2,222,373.00	250,683.96	3,766,816.00	(1,544,443.00)	-69.5%
5) Services and Other Operating Expenditures		5000-5999	6,367,637.00	6,361,898.00	2,149,157.95	4,948,449.00	1,413,449.00	22.2%
6) Capital Outlay		6000-6999	0.00	0.00	0.00	0.00	0.00	0.0%
7) Other Outgo (excluding Transfers of Indirect Costs)		7100-7299 7400-7499	0.00	0.00	2,296.00	8,200.00	(8,200.00)	New
8) Other Outgo - Transfers of Indirect Costs		7300-7399	(307,068.00)	(307,068.00)	(22,714.19)	(340,466.00)	33,398.00	-10.9%
9) TOTAL, EXPENDITURES			45,897,226.00	45,891,487.00	9,586,808.71	47,261,191.00		
<b>C. EXCESS (DEFICIENCY) OF REVENUES OVER EXPENDITURES BEFORE OTHER FINANCING SOURCES AND USES (A5 - B9)</b>			5,804,403.00	5,771,818.00	4,143,858.73	6,447,108.00		
<b>D. OTHER FINANCING SOURCES/USES</b>								
1) Interfund Transfers								
a) Transfers In		8900-8929	0.00	0.00	0.00	0.00	0.00	0.0%
b) Transfers Out		7600-7629	0.00	0.00	0.00	0.00	0.00	0.0%
2) Other Sources/Uses								
a) Sources		8930-8979	0.00	0.00	0.00	0.00	0.00	0.0%
b) Uses		7630-7699	0.00	0.00	0.00	0.00	0.00	0.0%
3) Contributions		8980-8999	(8,208,883.00)	(9,074,264.00)	0.00	(9,420,848.00)	(346,584.00)	3.8%
4) TOTAL, OTHER FINANCING SOURCES/USES			(8,208,883.00)	(9,074,264.00)	0.00	(9,420,848.00)		
<b>E. NET INCREASE (DECREASE) IN FUND BALANCE (C + D4)</b>			(2,404,480.00)	(3,302,446.00)	4,143,858.73	(2,973,740.00)		
<b>F. FUND BALANCE, RESERVES</b>								
1) Beginning Fund Balance								
a) As of July 1 - Unaudited		9791	11,339,301.35	11,339,301.35		11,339,301.35	0.00	0.0%
b) Audit Adjustments		9793	173,399.71	173,399.71		173,399.71	0.00	0.0%
c) As of July 1 - Audited (F1a + F1b)			11,512,701.06	11,512,701.06		11,512,701.06		
d) Other Restatements		9795	0.00	0.00		(596,320.00)	(596,320.00)	New
e) Adjusted Beginning Balance (F1c + F1d)			11,512,701.06	11,512,701.06		10,916,381.06		
2) Ending Balance, June 30 (E + F1e)			9,108,221.06	8,210,255.06		7,942,641.06		
Components of Ending Fund Balance								
a) Nonspendable								
Revolving Cash		9711	25,000.00	0.00		25,000.00		
Stores		9712	0.00	0.00		0.00		
Prepaid Items		9713	0.00	0.00		0.00		

Description	Resource Codes	Object Codes	Original Budget (A)	Board Approved Operating Budget (B)	Actuals To Date (C)	Projected Year Totals (D)	Difference (Col B & D) (E)	% Diff Column B & D (F)
All Others		9719	0.00	0.00		0.00		
b) Restricted		9740	0.00	0.00		0.00		
c) Committed								
Stabilization Arrangements		9750	0.00	0.00		0.00		
Other Commitments		9760	0.00	0.00		0.00		
d) Assigned								
Other Assignments		9780	2,798,097.31	0.00		756,498.00		
LOCAL DONATIONS	0000	9780	60,100.00					
S&C CARRYOVER	0000	9780	2,589,369.19					
BEST PROJECT	0000	9780	148,628.12					
LOCAL DONATIONS	0000	9780				49,542.00		
S&C CARRYOVER	0000	9780				706,956.00		
e) Unassigned/Unappropriated								
Reserve for Economic Uncertainties		9789	2,128,666.14	0.00		2,266,307.76		
Unassigned/Unappropriated Amount		9790	4,156,457.61	8,210,255.06		4,894,835.30		
<b>LCFF SOURCES</b>								
Principal Apportionment								
State Aid - Current Year		8011	40,054,707.00	40,016,383.00	8,639,200.00	29,604,424.00	(10,411,959.00)	-26.0%
Education Protection Account State Aid - Current Year		8012	0.00	0.00	3,003,446.00	11,321,453.00	11,321,453.00	New
State Aid - Prior Years		8019	0.00	0.00	0.00	0.00	0.00	0.0%
Tax Relief Subventions								
Homeowners' Exemptions		8021	18,291.00	18,291.00	0.00	18,276.00	(15.00)	-0.1%
Timber Yield Tax		8022	0.00	0.00	0.00	0.00	0.00	0.0%
Other Subventions/In-Lieu Taxes		8029	24.00	24.00	0.00	24.00	0.00	0.0%
County & District Taxes								
Secured Roll Taxes		8041	4,290,780.00	4,290,780.00	0.00	4,658,652.00	367,872.00	8.6%
Unsecured Roll Taxes		8042	17,696.00	17,696.00	13,485.31	17,696.00	0.00	0.0%
Prior Years' Taxes		8043	65,038.00	65,038.00	117,687.96	106,468.00	41,430.00	63.7%
Supplemental Taxes		8044	320,299.00	320,299.00	35,992.16	291,305.00	(28,994.00)	-9.1%
Education Revenue Augmentation Fund (ERAF)		8045	3,232,312.00	3,232,312.00	21,863.59	2,932,607.00	(299,705.00)	-9.3%
Community Redevelopment Funds (SB 617/699/1992)		8047	2,132,203.00	2,132,203.00	0.00	1,955,761.00	(176,442.00)	-8.3%
Penalties and Interest from Delinquent Taxes		8048	0.00	0.00	1,848.15	0.00	0.00	0.0%
Miscellaneous Funds (EC 41604)								
Royalties and Bonuses		8081	0.00	0.00	0.00	0.00	0.00	0.0%
Other In-Lieu Taxes		8082	0.00	0.00	0.00	0.00	0.00	0.0%
Less: Non-LCFF (50%) Adjustment		8089	0.00	0.00	0.00	0.00	0.00	0.0%
Subtotal, LCFF Sources			50,131,350.00	50,093,026.00	11,833,523.17	50,906,666.00	813,640.00	1.6%
LCFF Transfers								
Unrestricted LCFF								
Transfers - Current Year	0000	8091	(500,000.00)	(500,000.00)	0.00	(500,000.00)	0.00	0.0%
All Other LCFF Transfers - Current Year	All Other	8091	0.00	0.00	0.00	0.00	0.00	0.0%
Transfers to Charter Schools in Lieu of Property Taxes		8096	0.00	0.00	0.00	0.00	0.00	0.0%

Description	Resource Codes	Object Codes	Original Budget (A)	Board Approved Operating Budget (B)	Actuals To Date (C)	Projected Year Totals (D)	Difference (Col B & D) (E)	% Diff Column B & D (F)
Property Taxes Transfers		8097	0.00	0.00	0.00	0.00	0.00	0.0%
LCFF/Revenue Limit Transfers - Prior Years		8099	0.00	0.00	0.00	0.00	0.00	0.0%
<b>TOTAL, LCFF SOURCES</b>			<b>49,631,350.00</b>	<b>49,593,026.00</b>	<b>11,833,523.17</b>	<b>50,406,666.00</b>	<b>813,640.00</b>	<b>1.6%</b>
<b>FEDERAL REVENUE</b>								
Maintenance and Operations		8110	0.00	0.00	0.00	0.00	0.00	0.0%
Special Education Entitlement		8181	0.00	0.00	0.00	0.00		
Special Education Discretionary Grants		8182	0.00	0.00	0.00	0.00		
Child Nutrition Programs		8220	0.00	0.00	0.00	0.00		
Donated Food Commodities		8221	0.00	0.00	0.00	0.00		
Forest Reserve Funds		8260	0.00	0.00	0.00	0.00	0.00	0.0%
Flood Control Funds		8270	0.00	0.00	0.00	0.00	0.00	0.0%
Wildlife Reserve Funds		8280	0.00	0.00	0.00	0.00	0.00	0.0%
FEMA		8281	0.00	0.00	0.00	0.00	0.00	0.0%
Interagency Contracts Between LEAs		8285	0.00	0.00	0.00	0.00	0.00	0.0%
Pass-Through Revenues from Federal Sources		8287	0.00	0.00	0.00	0.00		
Title I, Part A, Basic	3010	8290						
Title I, Part D, Local Delinquent Programs	3025	8290						
Title II, Part A, Supporting Effective Instruction	4035	8290						
Title III, Part A, Immigrant Student Program	4201	8290						
Title III, Part A, English Learner Program	4203	8290						
Public Charter Schools Grant Program (PCSGP)	4610	8290						
Other NCLB / Every Student Succeeds Act	3040, 3060, 3061, 3110, 3150, 3155, 3180, 3182, 4037, 4123, 4124, 4126, 4127, 4128, 5630	8290						
Career and Technical Education	3500-3599	8290						
All Other Federal Revenue	All Other	8290	0.00	0.00	0.00	0.00	0.00	0.0%
<b>TOTAL, FEDERAL REVENUE</b>			<b>0.00</b>	<b>0.00</b>	<b>0.00</b>	<b>0.00</b>	<b>0.00</b>	<b>0.0%</b>
<b>OTHER STATE REVENUE</b>								
Other State Apportionments								
ROC/P Entitlement								
Prior Years	6360	8319						
Special Education Master Plan								
Current Year	6500	8311						
Prior Years	6500	8319						
All Other State Apportionments - Current Year	All Other	8311	0.00	0.00	0.00	0.00	0.00	0.0%
All Other State Apportionments - Prior Years	All Other	8319	0.00	0.00	0.00	0.00	0.00	0.0%
Child Nutrition Programs		8520	0.00	0.00	0.00	0.00		
Mandated Costs Reimbursements		8550	136,078.00	136,078.00	0.00	136,078.00	0.00	0.0%
Lottery - Unrestricted and Instructional Materials		8560	595,350.00	595,350.00	22,147.43	595,350.00	0.00	0.0%

Description	Resource Codes	Object Codes	Original Budget (A)	Board Approved Operating Budget (B)	Actuals To Date (C)	Projected Year Totals (D)	Difference (Col B & D) (E)	% Diff Column B & D (F)
Tax Relief Subventions								
Restricted Levies - Other								
Homeowners' Exemptions		8575	0.00	0.00	0.00	0.00		
Other Subventions/In-Lieu Taxes		8576	0.00	0.00	0.00	0.00		
Pass-Through Revenues from State Sources		8587	0.00	0.00	0.00	0.00	0.00	0.0%
After School Education and Safety (ASES)	6010	8590						
Charter School Facility Grant	6030	8590						
Career Technical Education Incentive Grant Program	6387	8590						
Drug/Alcohol/Tobacco Funds	6650, 6690, 6695	8590						
California Clean Energy Jobs Act	6230	8590						
Specialized Secondary	7370	8590						
American Indian Early Childhood Education	7210	8590						
All Other State Revenue	All Other	8590	769,462.00	769,462.00	110,538.00	375,993.00	(393,469.00)	-51.1%
<b>TOTAL, OTHER STATE REVENUE</b>			<b>1,500,890.00</b>	<b>1,500,890.00</b>	<b>132,685.43</b>	<b>1,107,421.00</b>	<b>(393,469.00)</b>	<b>-26.2%</b>
<b>OTHER LOCAL REVENUE</b>								
Other Local Revenue								
County and District Taxes								
Other Restricted Levies								
Secured Roll		8615	0.00	0.00	0.00	0.00		
Unsecured Roll		8616	0.00	0.00	0.00	0.00		
Prior Years' Taxes		8617	0.00	0.00	0.00	0.00		
Supplemental Taxes		8618	0.00	0.00	0.00	0.00		
Non-Ad Valorem Taxes								
Parcel Taxes		8621	0.00	0.00	5,137.15	0.00	0.00	0.0%
Other		8622	0.00	0.00	0.00	0.00	0.00	0.0%
Community Redevelopment Funds Not Subject to LCFF Deduction		8625	0.00	0.00	0.00	0.00		
Penalties and Interest from Delinquent Non-LCFF Taxes		8629	0.00	0.00	0.00	0.00		
Sales								
Sale of Equipment/Supplies		8631	0.00	0.00	0.00	0.00	0.00	0.0%
Sale of Publications		8632	0.00	0.00	0.00	0.00	0.00	0.0%
Food Service Sales		8634	0.00	0.00	0.00	0.00	0.00	0.0%
All Other Sales		8639	0.00	0.00	0.00	0.00	0.00	0.0%
Leases and Rentals		8650	354,389.00	354,389.00	88,922.58	354,389.00	0.00	0.0%
Interest		8660	140,000.00	140,000.00	(64.30)	140,000.00	0.00	0.0%
Net Increase (Decrease) in the Fair Value of Investments		8662	0.00	0.00	1,546,790.00	1,546,790.00	1,546,790.00	New
Fees and Contracts								
Adult Education Fees		8671	0.00	0.00	0.00	0.00	0.00	0.0%
Non-Resident Students		8672	0.00	0.00	0.00	0.00	0.00	0.0%
Transportation Fees From Individuals		8675	0.00	0.00	0.00	0.00	0.00	0.0%
Interagency Services		8677	0.00	0.00	0.00	0.00	0.00	0.0%
Mitigation/Developer Fees		8681	0.00	0.00	0.00	0.00	0.00	0.0%
All Other Fees and Contracts		8689	0.00	0.00	0.00	0.00	0.00	0.0%
Other Local Revenue								

Description	Resource Codes	Object Codes	Original Budget (A)	Board Approved Operating Budget (B)	Actuals To Date (C)	Projected Year Totals (D)	Difference (Col B & D) (E)	% Diff Column B & D (F)
Plus: Misc Funds Non-LCFF (50%) Adjustment		8691	0.00	0.00	0.00	0.00	0.00	0.0%
Pass-Through Revenues From Local Sources		8697	0.00	0.00	0.00	0.00		
All Other Local Revenue		8699	75,000.00	75,000.00	123,673.41	153,033.00	78,033.00	104.0%
Tuition		8710	0.00	0.00	0.00	0.00	0.00	0.0%
All Other Transfers In		8781-8783	0.00	0.00	0.00	0.00	0.00	0.0%
Transfers Of Apportionments								
Special Education SELPA Transfers								
From Districts or Charter Schools	6500	8791						
From County Offices	6500	8792						
From JPAs	6500	8793						
ROC/P Transfers								
From Districts or Charter Schools	6360	8791						
From County Offices	6360	8792						
From JPAs	6360	8793						
Other Transfers of Apportionments								
From Districts or Charter Schools	All Other	8791	0.00	0.00	0.00	0.00	0.00	0.0%
From County Offices	All Other	8792	0.00	0.00	0.00	0.00	0.00	0.0%
From JPAs	All Other	8793	0.00	0.00	0.00	0.00	0.00	0.0%
All Other Transfers In from All Others		8799	0.00	0.00	0.00	0.00	0.00	0.0%
<b>TOTAL, OTHER LOCAL REVENUE</b>			<b>569,389.00</b>	<b>569,389.00</b>	<b>1,764,458.84</b>	<b>2,194,212.00</b>	<b>1,624,823.00</b>	<b>285.4%</b>
<b>TOTAL, REVENUES</b>			<b>51,701,629.00</b>	<b>51,663,305.00</b>	<b>13,730,667.44</b>	<b>53,708,299.00</b>	<b>2,044,994.00</b>	<b>4.0%</b>
<b>CERTIFICATED SALARIES</b>								
Certificated Teachers' Salaries		1100	17,326,960.00	17,275,696.00	3,247,718.88	17,256,694.00	19,002.00	0.1%
Certificated Pupil Support Salaries		1200	1,312,399.00	1,312,399.00	247,334.01	1,615,919.00	(303,520.00)	-23.1%
Certificated Supervisors' and Administrators' Salaries		1300	2,286,767.00	2,286,767.00	551,595.84	2,206,383.00	80,384.00	3.5%
Other Certificated Salaries		1900	489,104.00	489,104.00	86,752.10	489,419.00	(315.00)	-0.1%
<b>TOTAL, CERTIFICATED SALARIES</b>			<b>21,415,230.00</b>	<b>21,363,966.00</b>	<b>4,133,400.83</b>	<b>21,568,415.00</b>	<b>(204,449.00)</b>	<b>-1.0%</b>
<b>CLASSIFIED SALARIES</b>								
Classified Instructional Salaries		2100	408,609.00	459,873.00	56,035.22	446,427.00	13,446.00	2.9%
Classified Support Salaries		2200	1,741,967.00	1,741,967.00	517,917.41	1,721,063.00	20,904.00	1.2%
Classified Supervisors' and Administrators' Salaries		2300	793,833.00	793,833.00	226,058.23	816,436.00	(22,603.00)	-2.8%
Clerical, Technical and Office Salaries		2400	2,188,956.00	2,188,956.00	468,278.94	2,220,597.00	(31,641.00)	-1.4%
Other Classified Salaries		2900	211,222.00	211,222.00	49,980.54	226,618.00	(15,396.00)	-7.3%
<b>TOTAL, CLASSIFIED SALARIES</b>			<b>5,344,587.00</b>	<b>5,395,851.00</b>	<b>1,318,270.34</b>	<b>5,431,141.00</b>	<b>(35,290.00)</b>	<b>-0.7%</b>
<b>EMPLOYEE BENEFITS</b>								
STRS		3101-3102	4,027,727.00	4,027,727.00	758,437.64	4,069,862.00	(42,135.00)	-1.0%
PERS		3201-3202	1,318,971.00	1,318,971.00	270,860.65	1,304,477.00	14,494.00	1.1%
OASDI/Medicare/Alternative		3301-3302	730,888.00	730,888.00	173,019.66	732,612.00	(1,724.00)	-0.2%
Health and Welfare Benefits		3401-3402	4,049,880.00	4,049,880.00	465,628.05	5,041,245.00	(991,365.00)	-24.5%
Unemployment Insurance		3501-3502	20,064.00	20,064.00	2,728.89	20,190.00	(126.00)	-0.6%
Workers' Compensation		3601-3602	376,437.00	376,437.00	75,204.79	379,269.00	(2,832.00)	-0.8%
OPEB, Allocated		3701-3702	148,862.00	148,862.00	0.00	148,862.00	0.00	0.0%
OPEB, Active Employees		3751-3752	0.00	0.00	0.00	0.00	0.00	0.0%
Other Employee Benefits		3901-3902	181,638.00	181,638.00	9,834.14	182,119.00	(481.00)	-0.3%

Revenues, Expenditures, and Changes in Fund Balance

Description	Resource Codes	Object Codes	Original Budget (A)	Board Approved Operating Budget (B)	Actuals To Date (C)	Projected Year Totals (D)	Difference (Col B & D) (E)	% Diff Column B & D (F)
TOTAL, EMPLOYEE BENEFITS			10,854,467.00	10,854,467.00	1,755,713.82	11,878,636.00	(1,024,169.00)	-9.4%
<b>BOOKS AND SUPPLIES</b>								
Approved Textbooks and Core Curricula Materials		4100	200,000.00	200,000.00	0.00	200,000.00	0.00	0.0%
Books and Other Reference Materials		4200	63,477.00	63,477.00	2,689.87	54,979.00	8,498.00	13.4%
Materials and Supplies		4300	1,930,396.00	1,930,396.00	232,387.26	3,472,924.00	(1,542,528.00)	-79.9%
Noncapitalized Equipment		4400	28,500.00	28,500.00	15,606.83	38,913.00	(10,413.00)	-36.5%
Food		4700	0.00	0.00	0.00	0.00	0.00	0.0%
TOTAL, BOOKS AND SUPPLIES			2,222,373.00	2,222,373.00	250,683.96	3,766,816.00	(1,544,443.00)	-69.5%
<b>SERVICES AND OTHER OPERATING EXPENDITURES</b>								
Subagreements for Services		5100	2,066,726.00	2,066,726.00	384,326.68	2,093,154.00	(26,428.00)	-1.3%
Travel and Conferences		5200	141,030.00	141,030.00	76,758.22	177,419.00	(36,389.00)	-25.8%
Dues and Memberships		5300	29,724.00	29,724.00	39,011.66	43,390.00	(13,666.00)	-46.0%
Insurance		5400-5450	468,825.00	468,825.00	495,090.83	495,090.00	(26,265.00)	-5.6%
Operations and Housekeeping Services		5500	1,226,282.00	1,226,282.00	292,517.02	1,226,282.00	0.00	0.0%
Rentals, Leases, Repairs, and Noncapitalized Improvements		5600	276,136.00	276,136.00	74,999.62	272,833.00	3,303.00	1.2%
Transfers of Direct Costs		5710	202,843.00	197,104.00	0.00	(1,953,238.00)	2,150,342.00	1,091.0%
Transfers of Direct Costs - Interfund		5750	0.00	0.00	553.50	721.00	(721.00)	New
Professional/Consulting Services and Operating Expenditures		5800	1,822,675.00	1,822,675.00	755,077.72	2,459,402.00	(636,727.00)	-34.9%
Communications		5900	133,396.00	133,396.00	30,822.70	133,396.00	0.00	0.0%
TOTAL, SERVICES AND OTHER OPERATING EXPENDITURES			6,367,637.00	6,361,898.00	2,149,157.95	4,948,449.00	1,413,449.00	22.2%
<b>CAPITAL OUTLAY</b>								
Land		6100	0.00	0.00	0.00	0.00	0.00	0.0%
Land Improvements		6170	0.00	0.00	0.00	0.00	0.00	0.0%
Buildings and Improvements of Buildings		6200	0.00	0.00	0.00	0.00	0.00	0.0%
Books and Media for New School Libraries or Major Expansion of School Libraries		6300	0.00	0.00	0.00	0.00	0.00	0.0%
Equipment		6400	0.00	0.00	0.00	0.00	0.00	0.0%
Equipment Replacement		6500	0.00	0.00	0.00	0.00	0.00	0.0%
Lease Assets		6600	0.00	0.00	0.00	0.00	0.00	0.0%
Subscription Assets		6700	0.00	0.00	0.00	0.00	0.00	0.0%
TOTAL, CAPITAL OUTLAY			0.00	0.00	0.00	0.00	0.00	0.0%
<b>OTHER OUTGO (excluding Transfers of Indirect Costs)</b>								
Tuition								
Tuition for Instruction Under Interdistrict Attendance Agreements		7110	0.00	0.00	0.00	0.00	0.00	0.0%
State Special Schools		7130	0.00	0.00	0.00	0.00	0.00	0.0%
Tuition, Excess Costs, and/or Deficit Payments								
Payments to Districts or Charter Schools		7141	0.00	0.00	0.00	0.00	0.00	0.0%
Payments to County Offices		7142	0.00	0.00	2,296.00	8,200.00	(8,200.00)	New
Payments to JPAs		7143	0.00	0.00	0.00	0.00	0.00	0.0%
Transfers of Pass-Through Revenues								
To Districts or Charter Schools		7211	0.00	0.00	0.00	0.00	0.00	0.0%



Description	Resource Codes	Object Codes	Original Budget (A)	Board Approved Operating Budget (B)	Actuals To Date (C)	Projected Year Totals (D)	Difference (Col B & D) (E)	% Diff Column B & D (F)
To County Offices		7212	0.00	0.00	0.00	0.00	0.00	0.0%
To JPAs		7213	0.00	0.00	0.00	0.00	0.00	0.0%
Special Education SELPA Transfers of Apportionments								
To Districts or Charter Schools	6500	7221						
To County Offices	6500	7222						
To JPAs	6500	7223						
ROC/P Transfers of Apportionments								
To Districts or Charter Schools	6360	7221						
To County Offices	6360	7222						
To JPAs	6360	7223						
Other Transfers of Apportionments	All Other	7221-7223	0.00	0.00	0.00	0.00	0.00	0.0%
All Other Transfers		7281-7283	0.00	0.00	0.00	0.00	0.00	0.0%
All Other Transfers Out to All Others		7299	0.00	0.00	0.00	0.00	0.00	0.0%
Debt Service								
Debt Service - Interest		7438	0.00	0.00	0.00	0.00	0.00	0.0%
Other Debt Service - Principal		7439	0.00	0.00	0.00	0.00	0.00	0.0%
TOTAL, OTHER OUTGO (excluding Transfers of Indirect Costs)			0.00	0.00	2,296.00	8,200.00	(8,200.00)	New
<b>OTHER OUTGO - TRANSFERS OF INDIRECT COSTS</b>								
Transfers of Indirect Costs		7310	(141,502.00)	(141,502.00)	(22,714.19)	(244,744.00)	103,242.00	-73.0%
Transfers of Indirect Costs - Interfund		7350	(165,566.00)	(165,566.00)	0.00	(95,722.00)	(69,844.00)	42.2%
TOTAL, OTHER OUTGO - TRANSFERS OF INDIRECT COSTS			(307,068.00)	(307,068.00)	(22,714.19)	(340,466.00)	33,398.00	-10.9%
TOTAL, EXPENDITURES			45,897,226.00	45,891,487.00	9,586,808.71	47,261,191.00	(1,369,704.00)	-3.0%
<b>INTERFUND TRANSFERS</b>								
<b>INTERFUND TRANSFERS IN</b>								
From: Special Reserve Fund		8912	0.00	0.00	0.00	0.00	0.00	0.0%
From: Bond Interest and Redemption Fund		8914	0.00	0.00	0.00	0.00	0.00	0.0%
Other Authorized Interfund Transfers In		8919	0.00	0.00	0.00	0.00	0.00	0.0%
(a) TOTAL, INTERFUND TRANSFERS IN			0.00	0.00	0.00	0.00	0.00	0.0%
<b>INTERFUND TRANSFERS OUT</b>								
To: Child Development Fund		7611	0.00	0.00	0.00	0.00	0.00	0.0%
To: Special Reserve Fund		7612	0.00	0.00	0.00	0.00	0.00	0.0%
To: State School Building Fund/ County School Facilities Fund		7613	0.00	0.00	0.00	0.00	0.00	0.0%
To: Cafeteria Fund		7616	0.00	0.00	0.00	0.00	0.00	0.0%
Other Authorized Interfund Transfers Out		7619	0.00	0.00	0.00	0.00	0.00	0.0%
(b) TOTAL, INTERFUND TRANSFERS OUT			0.00	0.00	0.00	0.00	0.00	0.0%
<b>OTHER SOURCES/USES</b>								
<b>SOURCES</b>								
State Apportionments								
Emergency Apportionments		8931	0.00	0.00	0.00	0.00	0.00	0.0%
Proceeds								
Proceeds from Disposal of Capital Assets		8953	0.00	0.00	0.00	0.00	0.00	0.0%
Other Sources								

Description	Resource Codes	Object Codes	Original Budget (A)	Board Approved Operating Budget (B)	Actuals To Date (C)	Projected Year Totals (D)	Difference (Col B & D) (E)	% Diff Column B & D (F)
Transfers from Funds of Lapsed/Reorganized LEAs		8965	0.00	0.00	0.00	0.00	0.00	0.0%
Long-Term Debt Proceeds								
Proceeds from Certificates of Participation		8971	0.00	0.00	0.00	0.00	0.00	0.0%
Proceeds from Leases		8972	0.00	0.00	0.00	0.00	0.00	0.0%
Proceeds from Lease Revenue Bonds		8973	0.00	0.00	0.00	0.00	0.00	0.0%
Proceeds from SBITAs		8974	0.00	0.00	0.00	0.00	0.00	0.0%
All Other Financing Sources		8979	0.00	0.00	0.00	0.00	0.00	0.0%
(c) TOTAL, SOURCES			0.00	0.00	0.00	0.00	0.00	0.0%
<b>USES</b>								
Transfers of Funds from Lapsed/Reorganized LEAs		7651	0.00	0.00	0.00	0.00	0.00	0.0%
All Other Financing Uses		7699	0.00	0.00	0.00	0.00	0.00	0.0%
(d) TOTAL, USES			0.00	0.00	0.00	0.00	0.00	0.0%
<b>CONTRIBUTIONS</b>								
Contributions from Unrestricted Revenues		8980	(8,208,883.00)	(9,074,264.00)	0.00	(9,420,848.00)	(346,584.00)	3.8%
Contributions from Restricted Revenues		8990	0.00	0.00	0.00	0.00	0.00	0.0%
(e) TOTAL, CONTRIBUTIONS			(8,208,883.00)	(9,074,264.00)	0.00	(9,420,848.00)	(346,584.00)	3.8%
TOTAL, OTHER FINANCING SOURCES/USES (a - b + c - d + e)			(8,208,883.00)	(9,074,264.00)	0.00	(9,420,848.00)	(346,584.00)	3.8%

Description	Resource Codes	Object Codes	Original Budget (A)	Board Approved Operating Budget (B)	Actuals To Date (C)	Projected Year Totals (D)	Difference (Col B & D) (E)	% Diff Column B & D (F)
<b>A. REVENUES</b>								
1) LCFF Sources		8010-8099	0.00	0.00	0.00	0.00	0.00	0.0%
2) Federal Revenue		8100-8299	3,224,112.00	4,219,126.00	1,012,502.34	4,160,200.00	(58,926.00)	-1.4%
3) Other State Revenue		8300-8599	10,134,242.00	10,137,582.00	1,958,772.23	8,597,042.00	(1,540,540.00)	-15.2%
4) Other Local Revenue		8600-8799	3,073,457.00	2,803,589.00	547,955.80	2,849,671.00	46,082.00	1.6%
5) TOTAL, REVENUES			16,431,811.00	17,160,297.00	3,519,230.37	15,606,913.00		
<b>B. EXPENDITURES</b>								
1) Certificated Salaries		1000-1999	4,297,590.00	4,297,590.00	1,027,840.26	4,523,634.00	(226,044.00)	-5.3%
2) Classified Salaries		2000-2999	3,587,043.00	3,915,989.00	916,392.49	3,961,949.00	(45,960.00)	-1.2%
3) Employee Benefits		3000-3999	5,698,343.00	5,934,485.00	634,791.38	6,232,678.00	(298,193.00)	-5.0%
4) Books and Supplies		4000-4999	7,530,797.00	7,534,137.00	2,267,518.97	3,661,228.00	3,872,909.00	51.4%
5) Services and Other Operating Expenditures		5000-5999	3,281,722.00	4,277,945.00	1,057,748.24	7,177,250.00	(2,899,305.00)	-67.8%
6) Capital Outlay		6000-6999	24,083.00	24,083.00	137,825.43	1,983,686.00	(1,959,603.00)	-8,136.9%
7) Other Outgo (excluding Transfers of Indirect Costs)		7100-7299 7400-7499	147,232.00	147,232.00	(37,449.34)	147,232.00	0.00	0.0%
8) Other Outgo - Transfers of Indirect Costs		7300-7399	141,502.00	141,502.00	22,714.19	244,744.00	(103,242.00)	-73.0%
9) TOTAL, EXPENDITURES			24,708,312.00	26,272,963.00	6,027,381.62	27,932,401.00		
<b>C. EXCESS (DEFICIENCY) OF REVENUES OVER EXPENDITURES BEFORE OTHER FINANCING SOURCES AND USES (A5 - B9)</b>			(8,276,501.00)	(9,112,666.00)	(2,508,151.25)	(12,325,488.00)		
<b>D. OTHER FINANCING SOURCES/USES</b>								
1) Interfund Transfers								
a) Transfers In		8900-8929	0.00	0.00	0.00	0.00	0.00	0.0%
b) Transfers Out		7600-7629	350,000.00	350,000.00	0.00	350,000.00	0.00	0.0%
2) Other Sources/Uses								
a) Sources		8930-8979	0.00	0.00	0.00	0.00	0.00	0.0%
b) Uses		7630-7699	0.00	0.00	0.00	0.00	0.00	0.0%
3) Contributions		8980-8999	8,208,883.00	9,074,264.00	0.00	9,420,848.00	346,584.00	3.8%
4) TOTAL, OTHER FINANCING SOURCES/USES			7,858,883.00	8,724,264.00	0.00	9,070,848.00		
<b>E. NET INCREASE (DECREASE) IN FUND BALANCE (C + D4)</b>			(417,618.00)	(388,402.00)	(2,508,151.25)	(3,254,640.00)		
<b>F. FUND BALANCE, RESERVES</b>								
1) Beginning Fund Balance								
a) As of July 1 - Unaudited		9791	16,144,275.91	16,144,275.91		16,144,275.91	0.00	0.0%
b) Audit Adjustments		9793	(528,247.94)	(528,247.94)		(528,247.94)	0.00	0.0%
c) As of July 1 - Audited (F1a + F1b)			15,616,027.97	15,616,027.97		15,616,027.97		
d) Other Restatements		9795	0.00	0.00		0.00	0.00	0.0%
e) Adjusted Beginning Balance (F1c + F1d)			15,616,027.97	15,616,027.97		15,616,027.97		
2) Ending Balance, June 30 (E + F1e)			15,198,409.97	15,227,625.97		12,361,387.97		
Components of Ending Fund Balance								
a) Nonspendable								
Revolving Cash		9711	0.00	0.00		0.00		
Stores		9712	0.00	0.00		0.00		
Prepaid Items		9713	0.00	0.00		0.00		

Description	Resource Codes	Object Codes	Original Budget (A)	Board Approved Operating Budget (B)	Actuals To Date (C)	Projected Year Totals (D)	Difference (Col B & D) (E)	% Diff Column B & D (F)
All Others		9719	0.00	0.00		0.00		
b) Restricted		9740	15,839,382.89	15,868,598.89		12,361,388.89		
c) Committed								
Stabilization Arrangements		9750	0.00	0.00		0.00		
Other Commitments		9760	0.00	0.00		0.00		
d) Assigned								
Other Assignments		9780	0.00	0.00		0.00		
e) Unassigned/Unappropriated								
Reserve for Economic Uncertainties		9789	0.00	0.00		0.00		
Unassigned/Unappropriated Amount		9790	(640,972.92)	(640,972.92)		(.92)		
<b>LCFF SOURCES</b>								
Principal Apportionment								
State Aid - Current Year		8011	0.00	0.00	0.00	0.00		
Education Protection Account State Aid - Current Year		8012	0.00	0.00	0.00	0.00		
State Aid - Prior Years		8019	0.00	0.00	0.00	0.00		
Tax Relief Subventions								
Homeowners' Exemptions		8021	0.00	0.00	0.00	0.00		
Timber Yield Tax		8022	0.00	0.00	0.00	0.00		
Other Subventions/In-Lieu Taxes		8029	0.00	0.00	0.00	0.00		
County & District Taxes								
Secured Roll Taxes		8041	0.00	0.00	0.00	0.00		
Unsecured Roll Taxes		8042	0.00	0.00	0.00	0.00		
Prior Years' Taxes		8043	0.00	0.00	0.00	0.00		
Supplemental Taxes		8044	0.00	0.00	0.00	0.00		
Education Revenue Augmentation Fund (ERAF)		8045	0.00	0.00	0.00	0.00		
Community Redevelopment Funds (SB 617/699/1992)		8047	0.00	0.00	0.00	0.00		
Penalties and Interest from Delinquent Taxes		8048	0.00	0.00	0.00	0.00		
Miscellaneous Funds (EC 41604)								
Royalties and Bonuses		8081	0.00	0.00	0.00	0.00		
Other In-Lieu Taxes		8082	0.00	0.00	0.00	0.00		
Less: Non-LCFF (50%) Adjustment		8089	0.00	0.00	0.00	0.00		
Subtotal, LCFF Sources			0.00	0.00	0.00	0.00		
LCFF Transfers								
Unrestricted LCFF								
Transfers - Current Year	0000	8091						
All Other LCFF Transfers - Current Year	All Other	8091	0.00	0.00	0.00	0.00	0.00	0.0%
Transfers to Charter Schools in Lieu of Property Taxes		8096	0.00	0.00	0.00	0.00		
Property Taxes Transfers		8097	0.00	0.00	0.00	0.00	0.00	0.0%
LCFF/Revenue Limit Transfers - Prior Years		8099	0.00	0.00	0.00	0.00	0.00	0.0%
TOTAL, LCFF SOURCES			0.00	0.00	0.00	0.00	0.00	0.0%
<b>FEDERAL REVENUE</b>								

Description	Resource Codes	Object Codes	Original Budget (A)	Board Approved Operating Budget (B)	Actuals To Date (C)	Projected Year Totals (D)	Difference (Col B & D) (E)	% Diff Column B & D (F)
Maintenance and Operations		8110	0.00	0.00	0.00	0.00	0.00	0.0%
Special Education Entitlement		8181	771,157.00	769,948.00	0.00	769,948.00	0.00	0.0%
Special Education Discretionary Grants		8182	0.00	0.00	0.00	0.00	0.00	0.0%
Child Nutrition Programs		8220	0.00	0.00	0.00	0.00	0.00	0.0%
Donated Food Commodities		8221	0.00	0.00	0.00	0.00	0.00	0.0%
Forest Reserve Funds		8260	0.00	0.00	0.00	0.00		
Flood Control Funds		8270	0.00	0.00	0.00	0.00		
Wildlife Reserve Funds		8280	0.00	0.00	0.00	0.00		
FEMA		8281	0.00	0.00	0.00	0.00	0.00	0.0%
Interagency Contracts Between LEAs		8285	0.00	0.00	0.00	0.00	0.00	0.0%
Pass-Through Revenues from Federal Sources		8287	0.00	0.00	0.00	0.00	0.00	0.0%
Title I, Part A, Basic	3010	8290	565,909.00	565,909.00	0.00	869,609.00	303,700.00	53.7%
Title I, Part D, Local Delinquent Programs	3025	8290	0.00	0.00	0.00	0.00	0.00	0.0%
Title II, Part A, Supporting Effective Instruction	4035	8290	120,151.00	120,151.00	4,110.00	105,762.00	(14,389.00)	-12.0%
Title III, Part A, Immigrant Student Program	4201	8290	0.00	0.00	0.00	7,323.00	7,323.00	New
Title III, Part A, English Learner Program	4203	8290	102,279.00	102,279.00	27,184.00	48,797.00	(53,482.00)	-52.3%
Public Charter Schools Grant Program (PCSGP)	4610	8290	0.00	0.00	0.00	0.00	0.00	0.0%
Other NCLB / Every Student Succeeds Act	3040, 3060, 3061, 3110, 3150, 3155, 3180, 3182, 4037, 4123, 4124, 4126, 4127, 4128, 5630	8290	152,202.00	152,202.00	33,008.84	168,832.00	16,630.00	10.9%
Career and Technical Education	3500-3599	8290	0.00	0.00	0.00	0.00	0.00	0.0%
All Other Federal Revenue	All Other	8290	1,512,414.00	2,508,637.00	948,199.50	2,189,929.00	(318,708.00)	-12.7%
<b>TOTAL, FEDERAL REVENUE</b>			<b>3,224,112.00</b>	<b>4,219,126.00</b>	<b>1,012,502.34</b>	<b>4,160,200.00</b>	<b>(58,926.00)</b>	<b>-1.4%</b>
<b>OTHER STATE REVENUE</b>								
Other State Apportionments								
ROC/P Entitlement								
Prior Years	6360	8319	0.00	0.00	0.00	0.00	0.00	0.0%
Special Education Master Plan								
Current Year	6500	8311	0.00	0.00	0.00	0.00	0.00	0.0%
Prior Years	6500	8319	0.00	0.00	0.00	0.00	0.00	0.0%
All Other State Apportionments - Current Year	All Other	8311	0.00	0.00	0.00	0.00	0.00	0.0%
All Other State Apportionments - Prior Years	All Other	8319	0.00	0.00	0.00	0.00	0.00	0.0%
Child Nutrition Programs		8520	32,257.00	32,257.00	0.00	0.00	(32,257.00)	-100.0%
Mandated Costs Reimbursements		8550	0.00	0.00	0.00	0.00		
Lottery - Unrestricted and Instructional Materials		8560	194,481.00	194,481.00	42,319.70	194,481.00	0.00	0.0%
Tax Relief Subventions								
Restricted Levies - Other								
Homeowners' Exemptions		8575	0.00	0.00	0.00	0.00	0.00	0.0%
Other Subventions/In-Lieu Taxes		8576	0.00	0.00	0.00	0.00	0.00	0.0%

Description	Resource Codes	Object Codes	Original Budget (A)	Board Approved Operating Budget (B)	Actuals To Date (C)	Projected Year Totals (D)	Difference (Col B & D) (E)	% Diff Column B & D (F)
Pass-Through Revenues from State Sources		8587	0.00	0.00	0.00	0.00	0.00	0.0%
After School Education and Safety (ASES)	6010	8590	1,154,135.00	1,154,135.00	0.00	1,322,638.00	168,503.00	14.6%
Charter School Facility Grant	6030	8590	0.00	0.00	0.00	0.00	0.00	0.0%
Career Technical Education Incentive Grant Program	6387	8590	0.00	0.00	0.00	0.00	0.00	0.0%
Drug/Alcohol/Tobacco Funds	6650, 6690, 6695	8590	0.00	0.00	0.00	0.00	0.00	0.0%
California Clean Energy Jobs Act	6230	8590	0.00	0.00	0.00	0.00	0.00	0.0%
Specialized Secondary	7370	8590	0.00	0.00	0.00	0.00	0.00	0.0%
American Indian Early Childhood Education	7210	8590	0.00	0.00	0.00	0.00	0.00	0.0%
All Other State Revenue	All Other	8590	8,753,369.00	8,756,709.00	1,916,452.53	7,079,923.00	(1,676,786.00)	-19.1%
<b>TOTAL, OTHER STATE REVENUE</b>			<b>10,134,242.00</b>	<b>10,137,582.00</b>	<b>1,958,772.23</b>	<b>8,597,042.00</b>	<b>(1,540,540.00)</b>	<b>-15.2%</b>
<b>OTHER LOCAL REVENUE</b>								
Other Local Revenue								
County and District Taxes								
Other Restricted Levies								
Secured Roll		8615	0.00	0.00	0.00	0.00	0.00	0.0%
Unsecured Roll		8616	0.00	0.00	0.00	0.00	0.00	0.0%
Prior Years' Taxes		8617	0.00	0.00	0.00	0.00	0.00	0.0%
Supplemental Taxes		8618	0.00	0.00	0.00	0.00	0.00	0.0%
Non-Ad Valorem Taxes								
Parcel Taxes		8621	0.00	0.00	0.00	0.00	0.00	0.0%
Other		8622	0.00	0.00	0.00	0.00	0.00	0.0%
Community Redevelopment Funds Not Subject to LCFF Deduction		8625	350,000.00	350,000.00	0.00	350,000.00	0.00	0.0%
Penalties and Interest from Delinquent Non-LCFF Taxes		8629	0.00	0.00	0.00	0.00	0.00	0.0%
Sales								
Sale of Equipment/Supplies		8631	0.00	0.00	0.00	0.00	0.00	0.0%
Sale of Publications		8632	0.00	0.00	0.00	0.00	0.00	0.0%
Food Service Sales		8634	0.00	0.00	0.00	0.00	0.00	0.0%
All Other Sales		8639	0.00	0.00	0.00	0.00	0.00	0.0%
Leases and Rentals		8650	0.00	0.00	0.00	0.00	0.00	0.0%
Interest		8660	0.00	0.00	0.00	0.00	0.00	0.0%
Net Increase (Decrease) in the Fair Value of Investments		8662	0.00	0.00	0.00	0.00	0.00	0.0%
Fees and Contracts								
Adult Education Fees		8671	0.00	0.00	0.00	0.00	0.00	0.0%
Non-Resident Students		8672	0.00	0.00	0.00	0.00	0.00	0.0%
Transportation Fees From Individuals		8675	0.00	0.00	0.00	0.00	0.00	0.0%
Interagency Services		8677	0.00	0.00	0.00	0.00	0.00	0.0%
Mitigation/Developer Fees		8681	0.00	0.00	0.00	0.00	0.00	0.0%
All Other Fees and Contracts		8689	0.00	0.00	0.00	0.00	0.00	0.0%
Other Local Revenue								
Plus: Misc Funds Non-LCFF (50%) Adjustment		8691	0.00	0.00	0.00	0.00	0.00	0.0%
Pass-Through Revenues From Local Sources		8697	0.00	0.00	0.00	0.00	0.00	0.0%

Description	Resource Codes	Object Codes	Original Budget (A)	Board Approved Operating Budget (B)	Actuals To Date (C)	Projected Year Totals (D)	Difference (Col B & D) (E)	% Diff Column B & D (F)
All Other Local Revenue		8699	290,422.00	290,422.00	87,409.86	290,422.00	0.00	0.0%
Tuition		8710	550,425.00	470,149.00	0.00	470,149.00	0.00	0.0%
All Other Transfers In		8781-8783	0.00	0.00	0.00	0.00	0.00	0.0%
Transfers Of Apportionments								
Special Education SELPA Transfers								
From Districts or Charter Schools	6500	8791	1,882,610.00	1,693,018.00	460,545.94	1,739,100.00	46,082.00	2.7%
From County Offices	6500	8792	0.00	0.00	0.00	0.00	0.00	0.0%
From JPAs	6500	8793	0.00	0.00	0.00	0.00	0.00	0.0%
ROC/P Transfers								
From Districts or Charter Schools	6360	8791	0.00	0.00	0.00	0.00	0.00	0.0%
From County Offices	6360	8792	0.00	0.00	0.00	0.00	0.00	0.0%
From JPAs	6360	8793	0.00	0.00	0.00	0.00	0.00	0.0%
Other Transfers of Apportionments								
From Districts or Charter Schools	All Other	8791	0.00	0.00	0.00	0.00	0.00	0.0%
From County Offices	All Other	8792	0.00	0.00	0.00	0.00	0.00	0.0%
From JPAs	All Other	8793	0.00	0.00	0.00	0.00	0.00	0.0%
All Other Transfers In from All Others		8799	0.00	0.00	0.00	0.00	0.00	0.0%
<b>TOTAL, OTHER LOCAL REVENUE</b>			<b>3,073,457.00</b>	<b>2,803,589.00</b>	<b>547,955.80</b>	<b>2,849,671.00</b>	<b>46,082.00</b>	<b>1.6%</b>
<b>TOTAL, REVENUES</b>			<b>16,431,811.00</b>	<b>17,160,297.00</b>	<b>3,519,230.37</b>	<b>15,606,913.00</b>	<b>(1,553,384.00)</b>	<b>-9.1%</b>
<b>CERTIFICATED SALARIES</b>								
Certificated Teachers' Salaries		1100	3,077,208.00	3,077,208.00	768,085.86	3,487,927.00	(410,719.00)	-13.3%
Certificated Pupil Support Salaries		1200	775,951.00	775,951.00	139,547.59	585,909.00	190,042.00	24.5%
Certificated Supervisors' and Administrators' Salaries		1300	335,128.00	335,128.00	83,781.87	321,544.00	13,584.00	4.1%
Other Certificated Salaries		1900	109,303.00	109,303.00	36,424.94	128,254.00	(18,951.00)	-17.3%
<b>TOTAL, CERTIFICATED SALARIES</b>			<b>4,297,590.00</b>	<b>4,297,590.00</b>	<b>1,027,840.26</b>	<b>4,523,634.00</b>	<b>(226,044.00)</b>	<b>-5.3%</b>
<b>CLASSIFIED SALARIES</b>								
Classified Instructional Salaries		2100	2,176,541.00	2,505,487.00	407,789.73	2,328,052.00	177,435.00	7.1%
Classified Support Salaries		2200	546,574.00	546,574.00	246,919.88	599,893.00	(53,319.00)	-9.8%
Classified Supervisors' and Administrators' Salaries		2300	287,427.00	287,427.00	120,736.91	292,797.00	(5,370.00)	-1.9%
Clerical, Technical and Office Salaries		2400	293,420.00	293,420.00	81,665.47	456,206.00	(162,786.00)	-55.5%
Other Classified Salaries		2900	283,081.00	283,081.00	59,280.50	285,001.00	(1,920.00)	-0.7%
<b>TOTAL, CLASSIFIED SALARIES</b>			<b>3,587,043.00</b>	<b>3,915,989.00</b>	<b>916,392.49</b>	<b>3,961,949.00</b>	<b>(45,960.00)</b>	<b>-1.2%</b>
<b>EMPLOYEE BENEFITS</b>								
STRS		3101-3102	3,163,767.00	3,163,767.00	187,154.76	3,206,673.00	(42,906.00)	-1.4%
PERS		3201-3202	781,401.00	841,989.00	171,353.97	901,731.00	(59,742.00)	-7.1%
OASDI/Medicare/Alternative		3301-3302	340,270.00	365,449.00	90,020.23	370,553.00	(5,104.00)	-1.4%
Health and Welfare Benefits		3401-3402	1,289,991.00	1,435,537.00	157,206.75	1,622,534.00	(186,997.00)	-13.0%
Unemployment Insurance		3501-3502	5,124.00	5,300.00	990.17	8,196.00	(2,896.00)	-54.6%
Workers' Compensation		3601-3602	109,300.00	113,953.00	27,523.09	117,567.00	(3,614.00)	-3.2%
OPEB, Allocated		3701-3702	0.00	0.00	0.00	0.00	0.00	0.0%
OPEB, Active Employees		3751-3752	0.00	0.00	0.00	0.00	0.00	0.0%
Other Employee Benefits		3901-3902	8,490.00	8,490.00	542.41	5,424.00	3,066.00	36.1%
<b>TOTAL, EMPLOYEE BENEFITS</b>			<b>5,698,343.00</b>	<b>5,934,485.00</b>	<b>634,791.38</b>	<b>6,232,678.00</b>	<b>(298,193.00)</b>	<b>-5.0%</b>
<b>BOOKS AND SUPPLIES</b>								

Description	Resource Codes	Object Codes	Original Budget (A)	Board Approved Operating Budget (B)	Actuals To Date (C)	Projected Year Totals (D)	Difference (Col B & D) (E)	% Diff Column B & D (F)
Approved Textbooks and Core Curricula Materials		4100	1,100,000.00	1,100,000.00	1,399,071.29	1,100,000.00	0.00	0.0%
Books and Other Reference Materials		4200	0.00	0.00	0.00	0.00	0.00	0.0%
Materials and Supplies		4300	6,406,182.00	6,409,522.00	635,431.82	2,112,234.00	4,297,288.00	67.0%
Noncapitalized Equipment		4400	24,615.00	24,615.00	233,015.86	448,994.00	(424,379.00)	-1,724.1%
Food		4700	0.00	0.00	0.00	0.00	0.00	0.0%
<b>TOTAL, BOOKS AND SUPPLIES</b>			<b>7,530,797.00</b>	<b>7,534,137.00</b>	<b>2,267,518.97</b>	<b>3,661,228.00</b>	<b>3,872,909.00</b>	<b>51.4%</b>
<b>SERVICES AND OTHER OPERATING EXPENDITURES</b>								
Subagreements for Services		5100	2,999,361.00	2,999,361.00	364,999.34	3,647,039.00	(647,678.00)	-21.6%
Travel and Conferences		5200	40,516.00	40,516.00	13,791.12	23,932.00	16,584.00	40.9%
Dues and Memberships		5300	435.00	435.00	0.00	435.00	0.00	0.0%
Insurance		5400-5450	0.00	0.00	0.00	0.00	0.00	0.0%
Operations and Housekeeping Services		5500	0.00	0.00	0.00	0.00	0.00	0.0%
Rentals, Leases, Repairs, and Noncapitalized Improvements		5600	119,983.00	1,110,467.00	306,402.88	904,750.00	205,717.00	18.5%
Transfers of Direct Costs		5710	(202,843.00)	(197,104.00)	0.00	1,953,238.00	(2,150,342.00)	1,091.0%
Transfers of Direct Costs - Interfund		5750	0.00	0.00	0.00	0.00	0.00	0.0%
Professional/Consulting Services and Operating Expenditures		5800	324,270.00	324,270.00	343,597.76	537,656.00	(213,386.00)	-65.8%
Communications		5900	0.00	0.00	28,957.14	110,200.00	(110,200.00)	New
<b>TOTAL, SERVICES AND OTHER OPERATING EXPENDITURES</b>			<b>3,281,722.00</b>	<b>4,277,945.00</b>	<b>1,057,748.24</b>	<b>7,177,250.00</b>	<b>(2,899,305.00)</b>	<b>-67.8%</b>
<b>CAPITAL OUTLAY</b>								
Land		6100	0.00	0.00	0.00	0.00	0.00	0.0%
Land Improvements		6170	0.00	0.00	0.00	0.00	0.00	0.0%
Buildings and Improvements of Buildings		6200	0.00	0.00	9,600.00	9,600.00	(9,600.00)	New
Books and Media for New School Libraries or Major Expansion of School Libraries		6300	0.00	0.00	0.00	0.00	0.00	0.0%
Equipment		6400	24,083.00	24,083.00	128,225.43	1,974,086.00	(1,950,003.00)	-8,097.0%
Equipment Replacement		6500	0.00	0.00	0.00	0.00	0.00	0.0%
Lease Assets		6600	0.00	0.00	0.00	0.00	0.00	0.0%
Subscription Assets		6700	0.00	0.00	0.00	0.00	0.00	0.0%
<b>TOTAL, CAPITAL OUTLAY</b>			<b>24,083.00</b>	<b>24,083.00</b>	<b>137,825.43</b>	<b>1,983,686.00</b>	<b>(1,959,603.00)</b>	<b>-8,136.9%</b>
<b>OTHER OUTGO (excluding Transfers of Indirect Costs)</b>								
Tuition								
Tuition for Instruction Under Interdistrict								
Attendance Agreements		7110	0.00	0.00	0.00	0.00	0.00	0.0%
State Special Schools		7130	0.00	0.00	0.00	0.00	0.00	0.0%
Tuition, Excess Costs, and/or Deficit Payments								
Payments to Districts or Charter Schools		7141	0.00	0.00	0.00	0.00	0.00	0.0%
Payments to County Offices		7142	147,232.00	147,232.00	(37,449.34)	147,232.00	0.00	0.0%
Payments to JPAs		7143	0.00	0.00	0.00	0.00	0.00	0.0%
Transfers of Pass-Through Revenues								
To Districts or Charter Schools		7211	0.00	0.00	0.00	0.00	0.00	0.0%
To County Offices		7212	0.00	0.00	0.00	0.00	0.00	0.0%
To JPAs		7213	0.00	0.00	0.00	0.00	0.00	0.0%



Description	Resource Codes	Object Codes	Original Budget (A)	Board Approved Operating Budget (B)	Actuals To Date (C)	Projected Year Totals (D)	Difference (Col B & D) (E)	% Diff Column B & D (F)
Special Education SELPA Transfers of Apportionments								
To Districts or Charter Schools	6500	7221	0.00	0.00	0.00	0.00	0.00	0.0%
To County Offices	6500	7222	0.00	0.00	0.00	0.00	0.00	0.0%
To JPAs	6500	7223	0.00	0.00	0.00	0.00	0.00	0.0%
ROC/P Transfers of Apportionments								
To Districts or Charter Schools	6360	7221	0.00	0.00	0.00	0.00	0.00	0.0%
To County Offices	6360	7222	0.00	0.00	0.00	0.00	0.00	0.0%
To JPAs	6360	7223	0.00	0.00	0.00	0.00	0.00	0.0%
Other Transfers of Apportionments	All Other	7221-7223	0.00	0.00	0.00	0.00	0.00	0.0%
All Other Transfers		7281-7283	0.00	0.00	0.00	0.00	0.00	0.0%
All Other Transfers Out to All Others		7299	0.00	0.00	0.00	0.00	0.00	0.0%
Debt Service								
Debt Service - Interest		7438	0.00	0.00	0.00	0.00	0.00	0.0%
Other Debt Service - Principal		7439	0.00	0.00	0.00	0.00	0.00	0.0%
TOTAL, OTHER OUTGO (excluding Transfers of Indirect Costs)			147,232.00	147,232.00	(37,449.34)	147,232.00	0.00	0.0%
<b>OTHER OUTGO - TRANSFERS OF INDIRECT COSTS</b>								
Transfers of Indirect Costs		7310	141,502.00	141,502.00	22,714.19	244,744.00	(103,242.00)	-73.0%
Transfers of Indirect Costs - Interfund		7350	0.00	0.00	0.00	0.00	0.00	0.0%
TOTAL, OTHER OUTGO - TRANSFERS OF INDIRECT COSTS			141,502.00	141,502.00	22,714.19	244,744.00	(103,242.00)	-73.0%
TOTAL, EXPENDITURES			24,708,312.00	26,272,963.00	6,027,381.62	27,932,401.00	(1,659,438.00)	-6.3%
<b>INTERFUND TRANSFERS</b>								
<b>INTERFUND TRANSFERS IN</b>								
From: Special Reserve Fund		8912	0.00	0.00	0.00	0.00	0.00	0.0%
From: Bond Interest and Redemption Fund		8914	0.00	0.00	0.00	0.00	0.00	0.0%
Other Authorized Interfund Transfers In		8919	0.00	0.00	0.00	0.00	0.00	0.0%
(a) TOTAL, INTERFUND TRANSFERS IN			0.00	0.00	0.00	0.00	0.00	0.0%
<b>INTERFUND TRANSFERS OUT</b>								
To: Child Development Fund		7611	0.00	0.00	0.00	0.00	0.00	0.0%
To: Special Reserve Fund		7612	0.00	0.00	0.00	0.00	0.00	0.0%
To: State School Building Fund/ County School Facilities Fund		7613	0.00	0.00	0.00	0.00	0.00	0.0%
To: Cafeteria Fund		7616	0.00	0.00	0.00	0.00	0.00	0.0%
Other Authorized Interfund Transfers Out		7619	350,000.00	350,000.00	0.00	350,000.00	0.00	0.0%
(b) TOTAL, INTERFUND TRANSFERS OUT			350,000.00	350,000.00	0.00	350,000.00	0.00	0.0%
<b>OTHER SOURCES/USES</b>								
<b>SOURCES</b>								
State Apportionments								
Emergency Apportionments		8931	0.00	0.00	0.00	0.00	0.00	0.0%
Proceeds								
Proceeds from Disposal of Capital Assets		8953	0.00	0.00	0.00	0.00	0.00	0.0%
Other Sources								
Transfers from Funds of Lapsed/Reorganized LEAs		8965	0.00	0.00	0.00	0.00	0.00	0.0%

Description	Resource Codes	Object Codes	Original Budget (A)	Board Approved Operating Budget (B)	Actuals To Date (C)	Projected Year Totals (D)	Difference (Col B & D) (E)	% Diff Column B & D (F)
<b>Long-Term Debt Proceeds</b>								
Proceeds from Certificates of Participation		8971	0.00	0.00	0.00	0.00	0.00	0.0%
Proceeds from Leases		8972	0.00	0.00	0.00	0.00	0.00	0.0%
Proceeds from Lease Revenue Bonds		8973	0.00	0.00	0.00	0.00	0.00	0.0%
Proceeds from SBITAs		8974	0.00	0.00	0.00	0.00	0.00	0.0%
All Other Financing Sources		8979	0.00	0.00	0.00	0.00	0.00	0.0%
<b>(c) TOTAL, SOURCES</b>			0.00	0.00	0.00	0.00	0.00	0.0%
<b>USES</b>								
Transfers of Funds from Lapsed/Reorganized LEAs		7651	0.00	0.00	0.00	0.00	0.00	0.0%
All Other Financing Uses		7699	0.00	0.00	0.00	0.00	0.00	0.0%
<b>(d) TOTAL, USES</b>			0.00	0.00	0.00	0.00	0.00	0.0%
<b>CONTRIBUTIONS</b>								
Contributions from Unrestricted Revenues		8980	8,208,883.00	9,074,264.00	0.00	9,420,848.00	346,584.00	3.8%
Contributions from Restricted Revenues		8990	0.00	0.00	0.00	0.00	0.00	0.0%
<b>(e) TOTAL, CONTRIBUTIONS</b>			8,208,883.00	9,074,264.00	0.00	9,420,848.00	346,584.00	3.8%
<b>TOTAL, OTHER FINANCING SOURCES/USES (a - b + c - d + e)</b>			7,858,883.00	8,724,264.00	0.00	9,070,848.00	(346,584.00)	-4.0%

2023-24 First Interim  
General Fund  
Summary - Unrestricted/Restricted  
Revenues, Expenditures, and Changes in Fund Balance

Description	Resource Codes	Object Codes	Original Budget (A)	Board Approved Operating Budget (B)	Actuals To Date (C)	Projected Year Totals (D)	Difference (Col B & D) (E)	% Diff Column B & D (F)
<b>A. REVENUES</b>								
1) LCFF Sources		8010-8099	49,631,350.00	49,593,026.00	11,833,523.17	50,406,666.00	813,640.00	1.6%
2) Federal Revenue		8100-8299	3,224,112.00	4,219,126.00	1,012,502.34	4,160,200.00	(58,926.00)	-1.4%
3) Other State Revenue		8300-8599	11,635,132.00	11,638,472.00	2,091,457.66	9,704,463.00	(1,934,009.00)	-16.6%
4) Other Local Revenue		8600-8799	3,642,846.00	3,372,978.00	2,312,414.64	5,043,883.00	1,670,905.00	49.5%
5) TOTAL, REVENUES			68,133,440.00	68,823,602.00	17,249,897.81	69,315,212.00		
<b>B. EXPENDITURES</b>								
1) Certificated Salaries		1000-1999	25,712,820.00	25,661,556.00	5,161,241.09	26,092,049.00	(430,493.00)	-1.7%
2) Classified Salaries		2000-2999	8,931,630.00	9,311,840.00	2,234,662.83	9,393,090.00	(81,250.00)	-0.9%
3) Employee Benefits		3000-3999	16,552,810.00	16,788,952.00	2,390,505.20	18,111,314.00	(1,322,362.00)	-7.9%
4) Books and Supplies		4000-4999	9,753,170.00	9,756,510.00	2,518,202.93	7,428,044.00	2,328,466.00	23.9%
5) Services and Other Operating Expenditures		5000-5999	9,649,359.00	10,639,843.00	3,206,906.19	12,125,699.00	(1,485,856.00)	-14.0%
6) Capital Outlay		6000-6999	24,083.00	24,083.00	137,825.43	1,983,686.00	(1,959,603.00)	-8,136.9%
7) Other Outgo (excluding Transfers of Indirect Costs)		7100-7299 7400-7499	147,232.00	147,232.00	(35,153.34)	155,432.00	(8,200.00)	-5.6%
8) Other Outgo - Transfers of Indirect Costs		7300-7399	(165,566.00)	(165,566.00)	0.00	(95,722.00)	(69,844.00)	42.2%
9) TOTAL, EXPENDITURES			70,605,538.00	72,164,450.00	15,614,190.33	75,193,592.00		
<b>C. EXCESS (DEFICIENCY) OF REVENUES OVER EXPENDITURES BEFORE OTHER FINANCING SOURCES AND USES (A5 - B9)</b>			(2,472,098.00)	(3,340,848.00)	1,635,707.48	(5,878,380.00)		
<b>D. OTHER FINANCING SOURCES/USES</b>								
1) Interfund Transfers								
a) Transfers In		8900-8929	0.00	0.00	0.00	0.00	0.00	0.0%
b) Transfers Out		7600-7629	350,000.00	350,000.00	0.00	350,000.00	0.00	0.0%
2) Other Sources/Uses								
a) Sources		8930-8979	0.00	0.00	0.00	0.00	0.00	0.0%
b) Uses		7630-7699	0.00	0.00	0.00	0.00	0.00	0.0%
3) Contributions		8980-8999	0.00	0.00	0.00	0.00	0.00	0.0%
4) TOTAL, OTHER FINANCING SOURCES/USES			(350,000.00)	(350,000.00)	0.00	(350,000.00)		
<b>E. NET INCREASE (DECREASE) IN FUND BALANCE (C + D4)</b>			(2,822,098.00)	(3,690,848.00)	1,635,707.48	(6,228,380.00)		
<b>F. FUND BALANCE, RESERVES</b>								
1) Beginning Fund Balance								
a) As of July 1 - Unaudited		9791	27,483,577.26	27,483,577.26		27,483,577.26	0.00	0.0%
b) Audit Adjustments		9793	(354,848.23)	(354,848.23)		(354,848.23)	0.00	0.0%
c) As of July 1 - Audited (F1a + F1b)			27,128,729.03	27,128,729.03		27,128,729.03		
d) Other Restatements		9795	0.00	0.00		(596,320.00)	(596,320.00)	New
e) Adjusted Beginning Balance (F1c + F1d)			27,128,729.03	27,128,729.03		26,532,409.03		
2) Ending Balance, June 30 (E + F1e)			24,306,631.03	23,437,881.03		20,304,029.03		
Components of Ending Fund Balance								
a) Nonspendable								
Revolving Cash		9711	25,000.00	0.00		25,000.00		
Stores		9712	0.00	0.00		0.00		
Prepaid Items		9713	0.00	0.00		0.00		

2023-24 First Interim  
General Fund  
Summary - Unrestricted/Restricted  
Revenues, Expenditures, and Changes in Fund Balance

Description	Resource Codes	Object Codes	Original Budget (A)	Board Approved Operating Budget (B)	Actuals To Date (C)	Projected Year Totals (D)	Difference (Col B & D) (E)	% Diff Column B & D (F)
All Others		9719	0.00	0.00		0.00		
b) Restricted		9740	15,839,382.89	15,868,598.89		12,361,388.89		
c) Committed								
Stabilization Arrangements		9750	0.00	0.00		0.00		
Other Commitments		9760	0.00	0.00		0.00		
d) Assigned								
Other Assignments		9780	2,798,097.31	0.00		756,498.00		
LOCAL DONATIONS	0000	9780	60,100.00					
S&C CARRYOVER	0000	9780	2,589,369.19					
BEST PROJECT	0000	9780	148,628.12					
LOCAL DONATIONS	0000	9780				49,542.00		
S&C CARRYOVER	0000	9780				706,956.00		
e) Unassigned/Unappropriated								
Reserve for Economic Uncertainties		9789	2,128,666.14	0.00		2,266,307.76		
Unassigned/Unappropriated Amount		9790	3,515,484.69	7,569,282.14		4,894,834.38		
<b>LCFF SOURCES</b>								
Principal Apportionment								
State Aid - Current Year		8011	40,054,707.00	40,016,383.00	8,639,200.00	29,604,424.00	(10,411,959.00)	-26.0%
Education Protection Account State Aid - Current Year		8012	0.00	0.00	3,003,446.00	11,321,453.00	11,321,453.00	New
State Aid - Prior Years		8019	0.00	0.00	0.00	0.00	0.00	0.0%
Tax Relief Subventions								
Homeowners' Exemptions		8021	18,291.00	18,291.00	0.00	18,276.00	(15.00)	-0.1%
Timber Yield Tax		8022	0.00	0.00	0.00	0.00	0.00	0.0%
Other Subventions/In-Lieu Taxes		8029	24.00	24.00	0.00	24.00	0.00	0.0%
County & District Taxes								
Secured Roll Taxes		8041	4,290,780.00	4,290,780.00	0.00	4,658,652.00	367,872.00	8.6%
Unsecured Roll Taxes		8042	17,696.00	17,696.00	13,485.31	17,696.00	0.00	0.0%
Prior Years' Taxes		8043	65,038.00	65,038.00	117,687.96	106,468.00	41,430.00	63.7%
Supplemental Taxes		8044	320,299.00	320,299.00	35,992.16	291,305.00	(28,994.00)	-9.1%
Education Revenue Augmentation Fund (ERAF)		8045	3,232,312.00	3,232,312.00	21,863.59	2,932,607.00	(299,705.00)	-9.3%
Community Redevelopment Funds (SB 617/699/1992)		8047	2,132,203.00	2,132,203.00	0.00	1,955,761.00	(176,442.00)	-8.3%
Penalties and Interest from Delinquent Taxes		8048	0.00	0.00	1,848.15	0.00	0.00	0.0%
Miscellaneous Funds (EC 41604)								
Royalties and Bonuses		8081	0.00	0.00	0.00	0.00	0.00	0.0%
Other In-Lieu Taxes		8082	0.00	0.00	0.00	0.00	0.00	0.0%
Less: Non-LCFF (50%) Adjustment		8089	0.00	0.00	0.00	0.00	0.00	0.0%
Subtotal, LCFF Sources			50,131,350.00	50,093,026.00	11,833,523.17	50,906,666.00	813,640.00	1.6%
LCFF Transfers								
Unrestricted LCFF								
Transfers - Current Year	0000	8091	(500,000.00)	(500,000.00)	0.00	(500,000.00)	0.00	0.0%
All Other LCFF Transfers - Current Year	All Other	8091	0.00	0.00	0.00	0.00	0.00	0.0%
Transfers to Charter Schools in Lieu of Property Taxes		8096	0.00	0.00	0.00	0.00	0.00	0.0%

2023-24 First Interim  
General Fund  
Summary - Unrestricted/Restricted  
Revenues, Expenditures, and Changes in Fund Balance

Description	Resource Codes	Object Codes	Original Budget (A)	Board Approved Operating Budget (B)	Actuals To Date (C)	Projected Year Totals (D)	Difference (Col B & D) (E)	% Diff Column B & D (F)
Property Taxes Transfers		8097	0.00	0.00	0.00	0.00	0.00	0.0%
LCFF/Revenue Limit Transfers - Prior Years		8099	0.00	0.00	0.00	0.00	0.00	0.0%
<b>TOTAL, LCFF SOURCES</b>			<b>49,631,350.00</b>	<b>49,593,026.00</b>	<b>11,833,523.17</b>	<b>50,406,666.00</b>	<b>813,640.00</b>	<b>1.6%</b>
<b>FEDERAL REVENUE</b>								
Maintenance and Operations		8110	0.00	0.00	0.00	0.00	0.00	0.0%
Special Education Entitlement		8181	771,157.00	769,948.00	0.00	769,948.00	0.00	0.0%
Special Education Discretionary Grants		8182	0.00	0.00	0.00	0.00	0.00	0.0%
Child Nutrition Programs		8220	0.00	0.00	0.00	0.00	0.00	0.0%
Donated Food Commodities		8221	0.00	0.00	0.00	0.00	0.00	0.0%
Forest Reserve Funds		8260	0.00	0.00	0.00	0.00	0.00	0.0%
Flood Control Funds		8270	0.00	0.00	0.00	0.00	0.00	0.0%
Wildlife Reserve Funds		8280	0.00	0.00	0.00	0.00	0.00	0.0%
FEMA		8281	0.00	0.00	0.00	0.00	0.00	0.0%
Interagency Contracts Between LEAs		8285	0.00	0.00	0.00	0.00	0.00	0.0%
Pass-Through Revenues from Federal Sources		8287	0.00	0.00	0.00	0.00	0.00	0.0%
Title I, Part A, Basic	3010	8290	565,909.00	565,909.00	0.00	869,609.00	303,700.00	53.7%
Title I, Part D, Local Delinquent Programs	3025	8290	0.00	0.00	0.00	0.00	0.00	0.0%
Title II, Part A, Supporting Effective Instruction	4035	8290	120,151.00	120,151.00	4,110.00	105,762.00	(14,389.00)	-12.0%
Title III, Part A, Immigrant Student Program	4201	8290	0.00	0.00	0.00	7,323.00	7,323.00	New
Title III, Part A, English Learner Program	4203	8290	102,279.00	102,279.00	27,184.00	48,797.00	(53,482.00)	-52.3%
Public Charter Schools Grant Program (PCSGP)	4610	8290	0.00	0.00	0.00	0.00	0.00	0.0%
Other NCLB / Every Student Succeeds Act	3040, 3060, 3061, 3110, 3150, 3155, 3180, 3182, 4037, 4123, 4124, 4126, 4127, 4128, 5630	8290	152,202.00	152,202.00	33,008.84	168,832.00	16,630.00	10.9%
Career and Technical Education	3500-3599	8290	0.00	0.00	0.00	0.00	0.00	0.0%
All Other Federal Revenue	All Other	8290	1,512,414.00	2,508,637.00	948,199.50	2,189,929.00	(318,708.00)	-12.7%
<b>TOTAL, FEDERAL REVENUE</b>			<b>3,224,112.00</b>	<b>4,219,126.00</b>	<b>1,012,502.34</b>	<b>4,160,200.00</b>	<b>(58,926.00)</b>	<b>-1.4%</b>
<b>OTHER STATE REVENUE</b>								
Other State Apportionments								
ROC/P Entitlement								
Prior Years	6360	8319	0.00	0.00	0.00	0.00	0.00	0.0%
Special Education Master Plan								
Current Year	6500	8311	0.00	0.00	0.00	0.00	0.00	0.0%
Prior Years	6500	8319	0.00	0.00	0.00	0.00	0.00	0.0%
All Other State Apportionments - Current Year	All Other	8311	0.00	0.00	0.00	0.00	0.00	0.0%
All Other State Apportionments - Prior Years	All Other	8319	0.00	0.00	0.00	0.00	0.00	0.0%
Child Nutrition Programs		8520	32,257.00	32,257.00	0.00	0.00	(32,257.00)	-100.0%
Mandated Costs Reimbursements		8550	136,078.00	136,078.00	0.00	136,078.00	0.00	0.0%
Lottery - Unrestricted and Instructional Materials		8560	789,831.00	789,831.00	64,467.13	789,831.00	0.00	0.0%

2023-24 First Interim  
General Fund  
Summary - Unrestricted/Restricted  
Revenues, Expenditures, and Changes in Fund Balance

Description	Resource Codes	Object Codes	Original Budget (A)	Board Approved Operating Budget (B)	Actuals To Date (C)	Projected Year Totals (D)	Difference (Col B & D) (E)	% Diff Column B & D (F)
Tax Relief Subventions								
Restricted Levies - Other								
Homeowners' Exemptions		8575	0.00	0.00	0.00	0.00	0.00	0.0%
Other Subventions/In-Lieu Taxes		8576	0.00	0.00	0.00	0.00	0.00	0.0%
Pass-Through Revenues from State Sources		8587	0.00	0.00	0.00	0.00	0.00	0.0%
After School Education and Safety (ASES)	6010	8590	1,154,135.00	1,154,135.00	0.00	1,322,638.00	168,503.00	14.6%
Charter School Facility Grant	6030	8590	0.00	0.00	0.00	0.00	0.00	0.0%
Career Technical Education Incentive Grant Program	6387	8590	0.00	0.00	0.00	0.00	0.00	0.0%
Drug/Alcohol/Tobacco Funds	6650, 6690, 6695	8590	0.00	0.00	0.00	0.00	0.00	0.0%
California Clean Energy Jobs Act	6230	8590	0.00	0.00	0.00	0.00	0.00	0.0%
Specialized Secondary	7370	8590	0.00	0.00	0.00	0.00	0.00	0.0%
American Indian Early Childhood Education	7210	8590	0.00	0.00	0.00	0.00	0.00	0.0%
All Other State Revenue	All Other	8590	9,522,831.00	9,526,171.00	2,026,990.53	7,455,916.00	(2,070,255.00)	-21.7%
<b>TOTAL, OTHER STATE REVENUE</b>			<b>11,635,132.00</b>	<b>11,638,472.00</b>	<b>2,091,457.66</b>	<b>9,704,463.00</b>	<b>(1,934,009.00)</b>	<b>-16.6%</b>
<b>OTHER LOCAL REVENUE</b>								
Other Local Revenue								
County and District Taxes								
Other Restricted Levies								
Secured Roll		8615	0.00	0.00	0.00	0.00	0.00	0.0%
Unsecured Roll		8616	0.00	0.00	0.00	0.00	0.00	0.0%
Prior Years' Taxes		8617	0.00	0.00	0.00	0.00	0.00	0.0%
Supplemental Taxes		8618	0.00	0.00	0.00	0.00	0.00	0.0%
Non-Ad Valorem Taxes								
Parcel Taxes		8621	0.00	0.00	5,137.15	0.00	0.00	0.0%
Other		8622	0.00	0.00	0.00	0.00	0.00	0.0%
Community Redevelopment Funds Not Subject to LCFF Deduction		8625	350,000.00	350,000.00	0.00	350,000.00	0.00	0.0%
Penalties and Interest from Delinquent Non-LCFF Taxes		8629	0.00	0.00	0.00	0.00	0.00	0.0%
Sales								
Sale of Equipment/Supplies		8631	0.00	0.00	0.00	0.00	0.00	0.0%
Sale of Publications		8632	0.00	0.00	0.00	0.00	0.00	0.0%
Food Service Sales		8634	0.00	0.00	0.00	0.00	0.00	0.0%
All Other Sales		8639	0.00	0.00	0.00	0.00	0.00	0.0%
Leases and Rentals		8650	354,389.00	354,389.00	88,922.58	354,389.00	0.00	0.0%
Interest		8660	140,000.00	140,000.00	(64.30)	140,000.00	0.00	0.0%
Net Increase (Decrease) in the Fair Value of Investments		8662	0.00	0.00	1,546,790.00	1,546,790.00	1,546,790.00	New
Fees and Contracts								
Adult Education Fees		8671	0.00	0.00	0.00	0.00	0.00	0.0%
Non-Resident Students		8672	0.00	0.00	0.00	0.00	0.00	0.0%
Transportation Fees From Individuals		8675	0.00	0.00	0.00	0.00	0.00	0.0%
Interagency Services		8677	0.00	0.00	0.00	0.00	0.00	0.0%
Mitigation/Developer Fees		8681	0.00	0.00	0.00	0.00	0.00	0.0%
All Other Fees and Contracts		8689	0.00	0.00	0.00	0.00	0.00	0.0%

2023-24 First Interim  
General Fund  
Summary - Unrestricted/Restricted  
Revenues, Expenditures, and Changes in Fund Balance

Description	Resource Codes	Object Codes	Original Budget (A)	Board Approved Operating Budget (B)	Actuals To Date (C)	Projected Year Totals (D)	Difference (Col B & D) (E)	% Diff Column B & D (F)
Other Local Revenue								
Plus: Misc Funds Non-LCFF (50%) Adjustment		8691	0.00	0.00	0.00	0.00	0.00	0.0%
Pass-Through Revenues From Local Sources		8697	0.00	0.00	0.00	0.00	0.00	0.0%
All Other Local Revenue		8699	365,422.00	365,422.00	211,083.27	443,455.00	78,033.00	21.4%
Tuition		8710	550,425.00	470,149.00	0.00	470,149.00	0.00	0.0%
All Other Transfers In		8781-8783	0.00	0.00	0.00	0.00	0.00	0.0%
Transfers Of Apportionments								
Special Education SELPA Transfers								
From Districts or Charter Schools	6500	8791	1,882,610.00	1,693,018.00	460,545.94	1,739,100.00	46,082.00	2.7%
From County Offices	6500	8792	0.00	0.00	0.00	0.00	0.00	0.0%
From JPAs	6500	8793	0.00	0.00	0.00	0.00	0.00	0.0%
ROC/P Transfers								
From Districts or Charter Schools	6360	8791	0.00	0.00	0.00	0.00	0.00	0.0%
From County Offices	6360	8792	0.00	0.00	0.00	0.00	0.00	0.0%
From JPAs	6360	8793	0.00	0.00	0.00	0.00	0.00	0.0%
Other Transfers of Apportionments								
From Districts or Charter Schools	All Other	8791	0.00	0.00	0.00	0.00	0.00	0.0%
From County Offices	All Other	8792	0.00	0.00	0.00	0.00	0.00	0.0%
From JPAs	All Other	8793	0.00	0.00	0.00	0.00	0.00	0.0%
All Other Transfers In from All Others		8799	0.00	0.00	0.00	0.00	0.00	0.0%
<b>TOTAL, OTHER LOCAL REVENUE</b>			<b>3,642,846.00</b>	<b>3,372,978.00</b>	<b>2,312,414.64</b>	<b>5,043,883.00</b>	<b>1,670,905.00</b>	<b>49.5%</b>
<b>TOTAL, REVENUES</b>			<b>68,133,440.00</b>	<b>68,823,602.00</b>	<b>17,249,897.81</b>	<b>69,315,212.00</b>	<b>491,610.00</b>	<b>0.7%</b>
<b>CERTIFICATED SALARIES</b>								
Certificated Teachers' Salaries		1100	20,404,168.00	20,352,904.00	4,015,804.74	20,744,621.00	(391,717.00)	-1.9%
Certificated Pupil Support Salaries		1200	2,088,350.00	2,088,350.00	386,881.60	2,201,828.00	(113,478.00)	-5.4%
Certificated Supervisors' and Administrators' Salaries		1300	2,621,895.00	2,621,895.00	635,377.71	2,527,927.00	93,968.00	3.6%
Other Certificated Salaries		1900	598,407.00	598,407.00	123,177.04	617,673.00	(19,266.00)	-3.2%
<b>TOTAL, CERTIFICATED SALARIES</b>			<b>25,712,820.00</b>	<b>25,661,556.00</b>	<b>5,161,241.09</b>	<b>26,092,049.00</b>	<b>(430,493.00)</b>	<b>-1.7%</b>
<b>CLASSIFIED SALARIES</b>								
Classified Instructional Salaries		2100	2,585,150.00	2,965,360.00	463,824.95	2,774,479.00	190,881.00	6.4%
Classified Support Salaries		2200	2,288,541.00	2,288,541.00	764,837.29	2,320,956.00	(32,415.00)	-1.4%
Classified Supervisors' and Administrators' Salaries		2300	1,081,260.00	1,081,260.00	346,795.14	1,109,233.00	(27,973.00)	-2.6%
Clerical, Technical and Office Salaries		2400	2,482,376.00	2,482,376.00	549,944.41	2,676,803.00	(194,427.00)	-7.8%
Other Classified Salaries		2900	494,303.00	494,303.00	109,261.04	511,619.00	(17,316.00)	-3.5%
<b>TOTAL, CLASSIFIED SALARIES</b>			<b>8,931,630.00</b>	<b>9,311,840.00</b>	<b>2,234,662.83</b>	<b>9,393,090.00</b>	<b>(81,250.00)</b>	<b>-0.9%</b>
<b>EMPLOYEE BENEFITS</b>								
STRS		3101-3102	7,191,494.00	7,191,494.00	945,592.40	7,276,535.00	(85,041.00)	-1.2%
PERS		3201-3202	2,100,372.00	2,160,960.00	442,214.62	2,206,208.00	(45,248.00)	-2.1%
OASDI/Medicare/Alternative		3301-3302	1,071,158.00	1,096,337.00	263,039.89	1,103,165.00	(6,828.00)	-0.6%
Health and Welfare Benefits		3401-3402	5,339,871.00	5,485,417.00	622,834.80	6,663,779.00	(1,178,362.00)	-21.5%
Unemployment Insurance		3501-3502	25,188.00	25,364.00	3,719.06	28,386.00	(3,022.00)	-11.9%
Workers' Compensation		3601-3602	485,737.00	490,390.00	102,727.88	496,836.00	(6,446.00)	-1.3%
OPEB, Allocated		3701-3702	148,862.00	148,862.00	0.00	148,862.00	0.00	0.0%

2023-24 First Interim  
General Fund  
Summary - Unrestricted/Restricted  
Revenues, Expenditures, and Changes in Fund Balance

Description	Resource Codes	Object Codes	Original Budget (A)	Board Approved Operating Budget (B)	Actuals To Date (C)	Projected Year Totals (D)	Difference (Col B & D) (E)	% Diff Column B & D (F)
OPEB, Active Employees		3751-3752	0.00	0.00	0.00	0.00	0.00	0.0%
Other Employee Benefits		3901-3902	190,128.00	190,128.00	10,376.55	187,543.00	2,585.00	1.4%
<b>TOTAL, EMPLOYEE BENEFITS</b>			<b>16,552,810.00</b>	<b>16,788,952.00</b>	<b>2,390,505.20</b>	<b>18,111,314.00</b>	<b>(1,322,362.00)</b>	<b>-7.9%</b>
<b>BOOKS AND SUPPLIES</b>								
Approved Textbooks and Core Curricula Materials		4100	1,300,000.00	1,300,000.00	1,399,071.29	1,300,000.00	0.00	0.0%
Books and Other Reference Materials		4200	63,477.00	63,477.00	2,689.87	54,979.00	8,498.00	13.4%
Materials and Supplies		4300	8,336,578.00	8,339,918.00	867,819.08	5,585,158.00	2,754,760.00	33.0%
Noncapitalized Equipment		4400	53,115.00	53,115.00	248,622.69	487,907.00	(434,792.00)	-818.6%
Food		4700	0.00	0.00	0.00	0.00	0.00	0.0%
<b>TOTAL, BOOKS AND SUPPLIES</b>			<b>9,753,170.00</b>	<b>9,756,510.00</b>	<b>2,518,202.93</b>	<b>7,428,044.00</b>	<b>2,328,466.00</b>	<b>23.9%</b>
<b>SERVICES AND OTHER OPERATING EXPENDITURES</b>								
Subagreements for Services		5100	5,066,087.00	5,066,087.00	749,326.02	5,740,193.00	(674,106.00)	-13.3%
Travel and Conferences		5200	181,546.00	181,546.00	90,549.34	201,351.00	(19,805.00)	-10.9%
Dues and Memberships		5300	30,159.00	30,159.00	39,011.66	43,825.00	(13,666.00)	-45.3%
Insurance		5400-5450	468,825.00	468,825.00	495,090.83	495,090.00	(26,265.00)	-5.6%
Operations and Housekeeping Services		5500	1,226,282.00	1,226,282.00	292,517.02	1,226,282.00	0.00	0.0%
Rentals, Leases, Repairs, and Noncapitalized Improvements		5600	396,119.00	1,386,603.00	381,402.50	1,177,583.00	209,020.00	15.1%
Transfers of Direct Costs		5710	0.00	0.00	0.00	0.00	0.00	0.0%
Transfers of Direct Costs - Interfund		5750	0.00	0.00	553.50	721.00	(721.00)	New
Professional/Consulting Services and Operating Expenditures		5800	2,146,945.00	2,146,945.00	1,098,675.48	2,997,058.00	(850,113.00)	-39.6%
Communications		5900	133,396.00	133,396.00	59,779.84	243,596.00	(110,200.00)	-82.6%
<b>TOTAL, SERVICES AND OTHER OPERATING EXPENDITURES</b>			<b>9,649,359.00</b>	<b>10,639,843.00</b>	<b>3,206,906.19</b>	<b>12,125,699.00</b>	<b>(1,485,856.00)</b>	<b>-14.0%</b>
<b>CAPITAL OUTLAY</b>								
Land		6100	0.00	0.00	0.00	0.00	0.00	0.0%
Land Improvements		6170	0.00	0.00	0.00	0.00	0.00	0.0%
Buildings and Improvements of Buildings		6200	0.00	0.00	9,600.00	9,600.00	(9,600.00)	New
Books and Media for New School Libraries or Major Expansion of School Libraries		6300	0.00	0.00	0.00	0.00	0.00	0.0%
Equipment		6400	24,083.00	24,083.00	128,225.43	1,974,086.00	(1,950,003.00)	-8,097.0%
Equipment Replacement		6500	0.00	0.00	0.00	0.00	0.00	0.0%
Lease Assets		6600	0.00	0.00	0.00	0.00	0.00	0.0%
Subscription Assets		6700	0.00	0.00	0.00	0.00	0.00	0.0%
<b>TOTAL, CAPITAL OUTLAY</b>			<b>24,083.00</b>	<b>24,083.00</b>	<b>137,825.43</b>	<b>1,983,686.00</b>	<b>(1,959,603.00)</b>	<b>-8,136.9%</b>
<b>OTHER OUTGO (excluding Transfers of Indirect Costs)</b>								
Tuition								
Tuition for Instruction Under Interdistrict								
Attendance Agreements		7110	0.00	0.00	0.00	0.00	0.00	0.0%
State Special Schools		7130	0.00	0.00	0.00	0.00	0.00	0.0%
Tuition, Excess Costs, and/or Deficit Payments								
Payments to Districts or Charter Schools		7141	0.00	0.00	0.00	0.00	0.00	0.0%
Payments to County Offices		7142	147,232.00	147,232.00	(35,153.34)	155,432.00	(8,200.00)	-5.6%
Payments to JPAs		7143	0.00	0.00	0.00	0.00	0.00	0.0%



2023-24 First Interim  
General Fund  
Summary - Unrestricted/Restricted  
Revenues, Expenditures, and Changes in Fund Balance

Description	Resource Codes	Object Codes	Original Budget (A)	Board Approved Operating Budget (B)	Actuals To Date (C)	Projected Year Totals (D)	Difference (Col B & D) (E)	% Diff Column B & D (F)
<b>Transfers of Pass-Through Revenues</b>								
To Districts or Charter Schools		7211	0.00	0.00	0.00	0.00	0.00	0.0%
To County Offices		7212	0.00	0.00	0.00	0.00	0.00	0.0%
To JPAs		7213	0.00	0.00	0.00	0.00	0.00	0.0%
<b>Special Education SELPA Transfers of Apportionments</b>								
To Districts or Charter Schools	6500	7221	0.00	0.00	0.00	0.00	0.00	0.0%
To County Offices	6500	7222	0.00	0.00	0.00	0.00	0.00	0.0%
To JPAs	6500	7223	0.00	0.00	0.00	0.00	0.00	0.0%
<b>ROC/P Transfers of Apportionments</b>								
To Districts or Charter Schools	6360	7221	0.00	0.00	0.00	0.00	0.00	0.0%
To County Offices	6360	7222	0.00	0.00	0.00	0.00	0.00	0.0%
To JPAs	6360	7223	0.00	0.00	0.00	0.00	0.00	0.0%
Other Transfers of Apportionments	All Other	7221-7223	0.00	0.00	0.00	0.00	0.00	0.0%
All Other Transfers		7281-7283	0.00	0.00	0.00	0.00	0.00	0.0%
All Other Transfers Out to All Others		7299	0.00	0.00	0.00	0.00	0.00	0.0%
<b>Debt Service</b>								
Debt Service - Interest		7438	0.00	0.00	0.00	0.00	0.00	0.0%
Other Debt Service - Principal		7439	0.00	0.00	0.00	0.00	0.00	0.0%
TOTAL, OTHER OUTGO (excluding Transfers of Indirect Costs)			147,232.00	147,232.00	(35,153.34)	155,432.00	(8,200.00)	-5.6%
<b>OTHER OUTGO - TRANSFERS OF INDIRECT COSTS</b>								
Transfers of Indirect Costs		7310	0.00	0.00	0.00	0.00		
Transfers of Indirect Costs - Interfund		7350	(165,566.00)	(165,566.00)	0.00	(95,722.00)	(69,844.00)	42.2%
TOTAL, OTHER OUTGO - TRANSFERS OF INDIRECT COSTS			(165,566.00)	(165,566.00)	0.00	(95,722.00)	(69,844.00)	42.2%
TOTAL, EXPENDITURES			70,605,538.00	72,164,450.00	15,614,190.33	75,193,592.00	(3,029,142.00)	-4.2%
<b>INTERFUND TRANSFERS</b>								
<b>INTERFUND TRANSFERS IN</b>								
From: Special Reserve Fund		8912	0.00	0.00	0.00	0.00	0.00	0.0%
From: Bond Interest and Redemption Fund		8914	0.00	0.00	0.00	0.00	0.00	0.0%
Other Authorized Interfund Transfers In		8919	0.00	0.00	0.00	0.00	0.00	0.0%
(a) TOTAL, INTERFUND TRANSFERS IN			0.00	0.00	0.00	0.00	0.00	0.0%
<b>INTERFUND TRANSFERS OUT</b>								
To: Child Development Fund		7611	0.00	0.00	0.00	0.00	0.00	0.0%
To: Special Reserve Fund		7612	0.00	0.00	0.00	0.00	0.00	0.0%
To: State School Building Fund/ County School Facilities Fund		7613	0.00	0.00	0.00	0.00	0.00	0.0%
To: Cafeteria Fund		7616	0.00	0.00	0.00	0.00	0.00	0.0%
Other Authorized Interfund Transfers Out		7619	350,000.00	350,000.00	0.00	350,000.00	0.00	0.0%
(b) TOTAL, INTERFUND TRANSFERS OUT			350,000.00	350,000.00	0.00	350,000.00	0.00	0.0%
<b>OTHER SOURCES/USES</b>								
<b>SOURCES</b>								
State Apportionments								
Emergency Apportionments		8931	0.00	0.00	0.00	0.00	0.00	0.0%
Proceeds								

2023-24 First Interim  
General Fund  
Summary - Unrestricted/Restricted  
Revenues, Expenditures, and Changes in Fund Balance

Description	Resource Codes	Object Codes	Original Budget (A)	Board Approved Operating Budget (B)	Actuals To Date (C)	Projected Year Totals (D)	Difference (Col B & D) (E)	% Diff Column B & D (F)
Proceeds from Disposal of Capital Assets		8953	0.00	0.00	0.00	0.00	0.00	0.0%
Other Sources								
Transfers from Funds of Lapsed/Reorganized LEAs		8965	0.00	0.00	0.00	0.00	0.00	0.0%
Long-Term Debt Proceeds								
Proceeds from Certificates of Participation		8971	0.00	0.00	0.00	0.00	0.00	0.0%
Proceeds from Leases		8972	0.00	0.00	0.00	0.00	0.00	0.0%
Proceeds from Lease Revenue Bonds		8973	0.00	0.00	0.00	0.00	0.00	0.0%
Proceeds from SBITAs		8974	0.00	0.00	0.00	0.00	0.00	0.0%
All Other Financing Sources		8979	0.00	0.00	0.00	0.00	0.00	0.0%
(c) TOTAL, SOURCES			0.00	0.00	0.00	0.00	0.00	0.0%
<b>USES</b>								
Transfers of Funds from Lapsed/Reorganized LEAs		7651	0.00	0.00	0.00	0.00	0.00	0.0%
All Other Financing Uses		7699	0.00	0.00	0.00	0.00	0.00	0.0%
(d) TOTAL, USES			0.00	0.00	0.00	0.00	0.00	0.0%
<b>CONTRIBUTIONS</b>								
Contributions from Unrestricted Revenues		8980	0.00	0.00	0.00	0.00		
Contributions from Restricted Revenues		8990	0.00	0.00	0.00	0.00		
(e) TOTAL, CONTRIBUTIONS			0.00	0.00	0.00	0.00	0.00	0.0%
TOTAL, OTHER FINANCING SOURCES/USES (a - b + c - d + e)			(350,000.00)	(350,000.00)	0.00	(350,000.00)	0.00	0.0%

Resource	Description	2023-24 Projected Totals
2600	Expanded Learning Opportunities Program	3,574,744.63
6266	Educator Effectiveness, FY 2021-22	402,925.79
6300	Lottery: Instructional Materials	380,984.69
6512	Special Ed: Mental Health Services	20,718.84
6547	Special Education Early Intervention Preschool Grant	601,028.47
6762	Arts, Music, and Instructional Materials Discretionary Block Grant	456,855.00
7028	Child Nutrition: Kitchen Infrastructure Upgrade Funds	.69
7029	Child Nutrition: Food Service Staff Training Funds	.46
7311	Classified School Employee Professional Development Block Grant	3,677.98
7435	Learning Recovery Emergency Block Grant	4,813,467.39
8150	Ongoing & Major Maintenance Account (RMA: Education Code Section 17070.75)	560,208.11
9010	Other Restricted Local	1,546,776.84
Total, Restricted Balance		12,361,388.89

---

***This Page Intentionally Left Blank***

---

---

***STUDENT ACTIVITY SPECIAL REVENUE FUND***

---

---

***This Page Intentionally Left Blank***

---

Description	Resource Codes	Object Codes	Original Budget (A)	Board Approved Operating Budget (B)	Actuals To Date (C)	Projected Year Totals (D)	Difference (Col B & D) (E)	% Diff Column B & D (F)
<b>A. REVENUES</b>								
1) LCFF Sources		8010-8099	0.00	0.00	0.00	0.00	0.00	0.0%
2) Federal Revenue		8100-8299	0.00	0.00	0.00	0.00	0.00	0.0%
3) Other State Revenue		8300-8599	0.00	0.00	0.00	0.00	0.00	0.0%
4) Other Local Revenue		8600-8799	0.00	0.00	9,526.39	170,023.00	170,023.00	New
5) TOTAL, REVENUES			0.00	0.00	9,526.39	170,023.00		
<b>B. EXPENDITURES</b>								
1) Certificated Salaries		1000-1999	0.00	0.00	0.00	0.00	0.00	0.0%
2) Classified Salaries		2000-2999	0.00	0.00	0.00	0.00	0.00	0.0%
3) Employee Benefits		3000-3999	0.00	0.00	0.00	0.00	0.00	0.0%
4) Books and Supplies		4000-4999	0.00	0.00	1,307.19	114,076.00	(114,076.00)	New
5) Services and Other Operating Expenditures		5000-5999	77,384.00	77,384.00	2,805.42	85,000.00	(7,616.00)	-9.8%
6) Capital Outlay		6000-6999	0.00	0.00	0.00	0.00	0.00	0.0%
7) Other Outgo (excluding Transfers of Indirect Costs)		7100-7299, 7400-7499	0.00	0.00	0.00	0.00	0.00	0.0%
8) Other Outgo - Transfers of Indirect Costs		7300-7399	0.00	0.00	0.00	0.00	0.00	0.0%
9) TOTAL, EXPENDITURES			77,384.00	77,384.00	4,112.61	199,076.00		
<b>C. EXCESS (DEFICIENCY) OF REVENUES OVER EXPENSES BEFORE OTHER FINANCING SOURCES AND USES (A5 - B9)</b>			(77,384.00)	(77,384.00)	5,413.78	(29,053.00)		
<b>D. OTHER FINANCING SOURCES/USES</b>								
1) Interfund Transfers								
a) Transfers In		8900-8929	0.00	0.00	0.00	0.00	0.00	0.0%
b) Transfers Out		7600-7629	0.00	0.00	0.00	0.00	0.00	0.0%
2) Other Sources/Uses								
a) Sources		8930-8979	0.00	0.00	0.00	0.00	0.00	0.0%
b) Uses		7630-7699	0.00	0.00	0.00	0.00	0.00	0.0%
3) Contributions		8980-8999	0.00	0.00	0.00	0.00	0.00	0.0%
4) TOTAL, OTHER FINANCING SOURCES/USES			0.00	0.00	0.00	0.00		
<b>E. NET INCREASE (DECREASE) IN FUND BALANCE (C + D4)</b>			(77,384.00)	(77,384.00)	5,413.78	(29,053.00)		

Description	Resource Codes	Object Codes	Original Budget (A)	Board Approved Operating Budget (B)	Actuals To Date (C)	Projected Year Totals (D)	Difference (Col B & D) (E)	% Diff Column B & D (F)
<b>F. FUND BALANCE, RESERVES</b>								
1) Beginning Fund Balance								
a) As of July 1 - Unaudited		9791	113,840.15	113,840.15		113,840.15	0.00	0.0%
b) Audit Adjustments		9793	0.00	0.00		0.00	0.00	0.0%
c) As of July 1 - Audited (F1a + F1b)			113,840.15	113,840.15		113,840.15		
d) Other Restatements		9795	0.00	0.00		0.00	0.00	0.0%
e) Adjusted Beginning Balance (F1c + F1d)			113,840.15	113,840.15		113,840.15		
2) Ending Balance, June 30 (E + F1e)			36,456.15	36,456.15		84,787.15		
Components of Ending Fund Balance								
a) Nonspendable								
Revolving Cash		9711	0.00	0.00		0.00		
Stores		9712	0.00	0.00		0.00		
Prepaid Items		9713	0.00	0.00		0.00		
All Others		9719	0.00	0.00		0.00		
b) Restricted		9740	36,456.15	36,456.15		84,787.15		
c) Committed								
Stabilization Arrangements		9750	0.00	0.00		0.00		
Other Commitments		9760	0.00	0.00		0.00		
d) Assigned								
Other Assignments		9780	0.00	0.00		0.00		
e) Unassigned/Unappropriated								
Reserve for Economic Uncertainties		9789	0.00	0.00		0.00		
Unassigned/Unappropriated Amount		9790	0.00	0.00		0.00		
<b>REVENUES</b>								
Sale of Equipment and Supplies		8631	0.00	0.00	0.00	0.00	0.00	0.0%
All Other Sales		8639	0.00	0.00	0.00	0.00	0.00	0.0%
Interest		8660	0.00	0.00	1.89	23.00	23.00	New
Net Increase (Decrease) in the Fair Value of Investments		8662	0.00	0.00	0.00	0.00	0.00	0.0%
All Other Fees and Contracts		8689	0.00	0.00	0.00	0.00	0.00	0.0%
All Other Local Revenue		8699	0.00	0.00	9,524.50	170,000.00	170,000.00	New
TOTAL, REVENUES			0.00	0.00	9,526.39	170,023.00		



Description	Resource Codes	Object Codes	Original Budget (A)	Board Approved Operating Budget (B)	Actuals To Date (C)	Projected Year Totals (D)	Difference (Col B & D) (E)	% Diff Column B & D (F)
<b>CERTIFICATED SALARIES</b>								
Certificated Teachers' Salaries		1100	0.00	0.00	0.00	0.00	0.00	0.0%
Certificated Pupil Support Salaries		1200	0.00	0.00	0.00	0.00	0.00	0.0%
Certificated Supervisors' and Administrators' Salaries		1300	0.00	0.00	0.00	0.00	0.00	0.0%
Other Certificated Salaries		1900	0.00	0.00	0.00	0.00	0.00	0.0%
TOTAL, CERTIFICATED SALARIES			0.00	0.00	0.00	0.00	0.00	0.0%
<b>CLASSIFIED SALARIES</b>								
Classified Instructional Salaries		2100	0.00	0.00	0.00	0.00	0.00	0.0%
Classified Support Salaries		2200	0.00	0.00	0.00	0.00	0.00	0.0%
Classified Supervisors' and Administrators' Salaries		2300	0.00	0.00	0.00	0.00	0.00	0.0%
Clerical, Technical and Office Salaries		2400	0.00	0.00	0.00	0.00	0.00	0.0%
Other Classified Salaries		2900	0.00	0.00	0.00	0.00	0.00	0.0%
TOTAL, CLASSIFIED SALARIES			0.00	0.00	0.00	0.00	0.00	0.0%
<b>EMPLOYEE BENEFITS</b>								
STRS		3101-3102	0.00	0.00	0.00	0.00	0.00	0.0%
PERS		3201-3202	0.00	0.00	0.00	0.00	0.00	0.0%
OASDI/Medicare/Alternative		3301-3302	0.00	0.00	0.00	0.00	0.00	0.0%
Health and Welfare Benefits		3401-3402	0.00	0.00	0.00	0.00	0.00	0.0%
Unemployment Insurance		3501-3502	0.00	0.00	0.00	0.00	0.00	0.0%
Workers' Compensation		3601-3602	0.00	0.00	0.00	0.00	0.00	0.0%
OPEB, Allocated		3701-3702	0.00	0.00	0.00	0.00	0.00	0.0%
OPEB, Active Employees		3751-3752	0.00	0.00	0.00	0.00	0.00	0.0%
Other Employee Benefits		3901-3902	0.00	0.00	0.00	0.00	0.00	0.0%
TOTAL, EMPLOYEE BENEFITS			0.00	0.00	0.00	0.00	0.00	0.0%
<b>BOOKS AND SUPPLIES</b>								
Materials and Supplies		4300	0.00	0.00	1,307.19	114,076.00	(114,076.00)	New
Noncapitalized Equipment		4400	0.00	0.00	0.00	0.00	0.00	0.0%
TOTAL, BOOKS AND SUPPLIES			0.00	0.00	1,307.19	114,076.00	(114,076.00)	New
<b>SERVICES AND OTHER OPERATING EXPENDITURES</b>								
Subagreements for Services		5100	0.00	0.00	0.00	0.00	0.00	0.0%
Dues and Memberships		5300	0.00	0.00	0.00	0.00	0.00	0.0%
Insurance		5400-5450	0.00	0.00	0.00	0.00	0.00	0.0%
Rentals, Leases, Repairs, and Noncapitalized Improvements		5600	0.00	0.00	0.00	0.00	0.00	0.0%
Transfers of Direct Costs - Interfund		5750	0.00	0.00	0.00	0.00	0.00	0.0%
Professional/Consulting Services and Operating Expenditures		5800	77,384.00	77,384.00	2,805.42	85,000.00	(7,616.00)	-9.8%
Communications		5900	0.00	0.00	0.00	0.00	0.00	0.0%
TOTAL, SERVICES AND OTHER OPERATING EXPENDITURES			77,384.00	77,384.00	2,805.42	85,000.00	(7,616.00)	-9.8%
<b>CAPITAL OUTLAY</b>								
Equipment		6400	0.00	0.00	0.00	0.00	0.00	0.0%
Equipment Replacement		6500	0.00	0.00	0.00	0.00	0.00	0.0%
Lease Assets		6600	0.00	0.00	0.00	0.00	0.00	0.0%
Subscription Assets		6700	0.00	0.00	0.00	0.00	0.00	0.0%
TOTAL, CAPITAL OUTLAY			0.00	0.00	0.00	0.00	0.00	0.0%

Description	Resource Codes	Object Codes	Original Budget (A)	Board Approved Operating Budget (B)	Actuals To Date (C)	Projected Year Totals (D)	Difference (Col B & D) (E)	% Diff Column B & D (F)
<b>OTHER OUTGO - TRANSFERS OF INDIRECT COSTS</b>								
Transfers of Indirect Costs - Interfund		7350	0.00	0.00	0.00	0.00	0.00	0.0%
TOTAL, OTHER OUTGO - TRANSFERS OF INDIRECT COSTS			0.00	0.00	0.00	0.00	0.00	0.0%
TOTAL, EXPENDITURES			77,384.00	77,384.00	4,112.61	199,076.00		
<b>INTERFUND TRANSFERS</b>								
<b>INTERFUND TRANSFERS IN</b>								
Other Authorized Interfund Transfers In		8919	0.00	0.00	0.00	0.00	0.00	0.0%
(a) TOTAL, INTERFUND TRANSFERS IN			0.00	0.00	0.00	0.00	0.00	0.0%
<b>INTERFUND TRANSFERS OUT</b>								
Other Authorized Interfund Transfers Out		7619	0.00	0.00	0.00	0.00	0.00	0.0%
(b) TOTAL, INTERFUND TRANSFERS OUT			0.00	0.00	0.00	0.00	0.00	0.0%
<b>OTHER SOURCES/USES</b>								
<b>SOURCES</b>								
Proceeds from Disposal of Capital Assets		8953	0.00	0.00	0.00	0.00	0.00	0.0%
Transfers from Funds of Lapsed/Reorganized LEAs		8965	0.00	0.00	0.00	0.00	0.00	0.0%
Proceeds from Leases		8972	0.00	0.00	0.00	0.00	0.00	0.0%
Proceeds from SBITAs		8974	0.00	0.00	0.00	0.00	0.00	0.0%
(c) TOTAL, SOURCES			0.00	0.00	0.00	0.00	0.00	0.0%
<b>USES</b>								
Transfers of Funds from Lapsed/Reorganized LEAs		7651	0.00	0.00	0.00	0.00	0.00	0.0%
(d) TOTAL, USES			0.00	0.00	0.00	0.00	0.00	0.0%
<b>CONTRIBUTIONS</b>								
Contributions from Unrestricted Revenues		8980	0.00	0.00	0.00	0.00	0.00	0.0%
Contributions from Restricted Revenues		8990	0.00	0.00	0.00	0.00	0.00	0.0%
(e) TOTAL, CONTRIBUTIONS			0.00	0.00	0.00	0.00	0.00	0.0%
TOTAL, OTHER FINANCING SOURCES/USES								
(a - b + c - d + e)			0.00	0.00	0.00	0.00		

Resource	Description	2023-24 Project Year Totals
8210	Student Activity Funds	84,787.15
Total, Restricted Balance		84,787.15

---

***This Page Intentionally Left Blank***

---

---

***CAFERTIA SPECIAL REVENUE FUND***

---

---

***This Page Intentionally Left Blank***

---

Description	Resource Codes	Object Codes	Original Budget (A)	Board Approved Operating Budget (B)	Actuals To Date (C)	Projected Year Totals (D)	Difference (Col B & D) (E)	% Diff Column B & D (F)
<b>A. REVENUES</b>								
1) LCFF Sources		8010-8099	0.00	0.00	0.00	0.00	0.00	0.0%
2) Federal Revenue		8100-8299	2,131,869.00	2,131,869.00	131,785.75	2,254,283.00	122,414.00	5.7%
3) Other State Revenue		8300-8599	1,349,349.00	1,349,349.00	113,225.49	1,349,349.00	0.00	0.0%
4) Other Local Revenue		8600-8799	99,556.00	99,556.00	162,012.16	137,973.00	38,417.00	38.6%
5) TOTAL, REVENUES			3,580,774.00	3,580,774.00	407,023.40	3,741,605.00		
<b>B. EXPENDITURES</b>								
1) Certificated Salaries		1000-1999	0.00	0.00	0.00	0.00	0.00	0.0%
2) Classified Salaries		2000-2999	1,081,800.00	1,081,800.00	232,870.41	1,084,142.00	(2,342.00)	-0.2%
3) Employee Benefits		3000-3999	532,096.00	532,096.00	95,634.56	571,984.00	(39,888.00)	-7.5%
4) Books and Supplies		4000-4999	1,596,142.00	1,596,142.00	213,363.09	1,793,829.00	(197,687.00)	-12.4%
5) Services and Other Operating Expenditures		5000-5999	62,022.00	62,022.00	58,535.43	85,520.00	(23,498.00)	-37.9%
6) Capital Outlay		6000-6999	0.00	0.00	0.00	0.00	0.00	0.0%
7) Other Outgo (excluding Transfers of Indirect Costs)		7100-7299,7400-7499	0.00	0.00	0.00	0.00	0.00	0.0%
8) Other Outgo - Transfers of Indirect Costs		7300-7399	165,566.00	165,566.00	0.00	95,722.00	69,844.00	42.2%
9) TOTAL, EXPENDITURES			3,437,626.00	3,437,626.00	600,403.49	3,631,197.00		
<b>C. EXCESS (DEFICIENCY) OF REVENUES OVER EXPENDITURES BEFORE OTHER FINANCING SOURCES AND USES (A5 - B9)</b>			143,148.00	143,148.00	(193,380.09)	110,408.00		
<b>D. OTHER FINANCING SOURCES/USES</b>								
1) Interfund Transfers								
a) Transfers In		8900-8929	0.00	0.00	0.00	0.00	0.00	0.0%
b) Transfers Out		7600-7629	0.00	0.00	0.00	0.00	0.00	0.0%
2) Other Sources/Uses								
a) Sources		8930-8979	0.00	0.00	0.00	0.00	0.00	0.0%
b) Uses		7630-7699	0.00	0.00	0.00	0.00	0.00	0.0%
3) Contributions		8980-8999	0.00	0.00	0.00	0.00	0.00	0.0%
4) TOTAL, OTHER FINANCING SOURCES/USES			0.00	0.00	0.00	0.00		
<b>E. NET INCREASE (DECREASE) IN FUND BALANCE (C + D4)</b>			143,148.00	143,148.00	(193,380.09)	110,408.00		
<b>F. FUND BALANCE, RESERVES</b>								
1) Beginning Fund Balance								
a) As of July 1 - Unaudited		9791	1,011,189.51	1,011,189.51		1,011,189.51	0.00	0.0%
b) Audit Adjustments		9793	0.00	0.00		0.00	0.00	0.0%
c) As of July 1 - Audited (F1a + F1b)			1,011,189.51	1,011,189.51		1,011,189.51		
d) Other Restatements		9795	0.00	0.00		0.00	0.00	0.0%
e) Adjusted Beginning Balance (F1c + F1d)			1,011,189.51	1,011,189.51		1,011,189.51		
2) Ending Balance, June 30 (E + F1e)			1,154,337.51	1,154,337.51		1,121,597.51		
Components of Ending Fund Balance								
a) Nonspendable								
Revolving Cash		9711	0.00	0.00		0.00		
Stores		9712	0.00	0.00		0.00		
Prepaid Items		9713	0.00	0.00		0.00		
All Others		9719	0.00	0.00		0.00		
b) Restricted		9740	1,153,216.68	1,153,216.68		1,120,476.68		
c) Committed								

Description	Resource Codes	Object Codes	Original Budget (A)	Board Approved Operating Budget (B)	Actuals To Date (C)	Projected Year Totals (D)	Difference (Col B & D) (E)	% Diff Column B & D (F)
Stabilization Arrangements		9750	0.00	0.00		0.00		
Other Commitments		9760	0.00	0.00		0.00		
d) Assigned								
Other Assignments		9780	1,120.83	1,120.83		1,120.83		
e) Unassigned/Unappropriated								
Reserve for Economic Uncertainties		9789	0.00	0.00		0.00		
Unassigned/Unappropriated Amount		9790	0.00	0.00		0.00		
<b>FEDERAL REVENUE</b>								
Child Nutrition Programs		8220	1,948,350.00	1,948,350.00	131,785.75	2,070,764.00	122,414.00	6.3%
Donated Food Commodities		8221	183,519.00	183,519.00	0.00	183,519.00	0.00	0.0%
All Other Federal Revenue		8290	0.00	0.00	0.00	0.00	0.00	0.0%
TOTAL, FEDERAL REVENUE			2,131,869.00	2,131,869.00	131,785.75	2,254,283.00	122,414.00	5.7%
<b>OTHER STATE REVENUE</b>								
Child Nutrition Programs		8520	1,349,349.00	1,349,349.00	113,225.49	1,349,349.00	0.00	0.0%
All Other State Revenue		8590	0.00	0.00	0.00	0.00	0.00	0.0%
TOTAL, OTHER STATE REVENUE			1,349,349.00	1,349,349.00	113,225.49	1,349,349.00	0.00	0.0%
<b>OTHER LOCAL REVENUE</b>								
Sales								
Sale of Equipment/Supplies		8631	0.00	0.00	0.00	0.00	0.00	0.0%
Food Service Sales		8634	60,000.00	60,000.00	123,602.16	60,000.00	0.00	0.0%
Leases and Rentals		8650	0.00	0.00	0.00	0.00	0.00	0.0%
Interest		8660	8,660.00	8,660.00	(7.00)	8,660.00	0.00	0.0%
Net Increase (Decrease) in the Fair Value of Investments		8662	0.00	0.00	38,417.00	38,417.00	38,417.00	New
Fees and Contracts								
Interagency Services		8677	0.00	0.00	0.00	0.00	0.00	0.0%
Other Local Revenue								
All Other Local Revenue		8699	30,896.00	30,896.00	0.00	30,896.00	0.00	0.0%
TOTAL, OTHER LOCAL REVENUE			99,556.00	99,556.00	162,012.16	137,973.00	38,417.00	38.6%
TOTAL, REVENUES			3,580,774.00	3,580,774.00	407,023.40	3,741,605.00		
<b>CERTIFICATED SALARIES</b>								
Certificated Supervisors' and Administrators' Salaries		1300	0.00	0.00	0.00	0.00	0.00	0.0%
Other Certificated Salaries		1900	0.00	0.00	0.00	0.00	0.00	0.0%
TOTAL, CERTIFICATED SALARIES			0.00	0.00	0.00	0.00	0.00	0.0%
<b>CLASSIFIED SALARIES</b>								
Classified Support Salaries		2200	784,675.00	784,675.00	142,728.30	795,597.00	(10,922.00)	-1.4%
Classified Supervisors' and Administrators' Salaries		2300	241,116.00	241,116.00	74,081.13	232,536.00	8,580.00	3.6%
Clerical, Technical and Office Salaries		2400	56,009.00	56,009.00	16,060.98	56,009.00	0.00	0.0%
Other Classified Salaries		2900	0.00	0.00	0.00	0.00	0.00	0.0%
TOTAL, CLASSIFIED SALARIES			1,081,800.00	1,081,800.00	232,870.41	1,084,142.00	(2,342.00)	-0.2%
<b>EMPLOYEE BENEFITS</b>								
STRS		3101-3102	0.00	0.00	0.00	0.00	0.00	0.0%
PERS		3201-3202	229,115.00	229,115.00	47,680.39	211,183.00	17,932.00	7.8%
OASDI/Medicare/Alternative		3301-3302	82,797.00	82,797.00	19,675.54	82,990.00	(193.00)	-0.2%
Health and Welfare Benefits		3401-3402	204,346.00	204,346.00	24,826.43	261,926.00	(57,580.00)	-28.2%
Unemployment Insurance		3501-3502	562.00	562.00	128.92	573.00	(11.00)	-2.0%



Description	Resource Codes	Object Codes	Original Budget (A)	Board Approved Operating Budget (B)	Actuals To Date (C)	Projected Year Totals (D)	Difference (Col B & D) (E)	% Diff Column B & D (F)
Workers' Compensation		3601-3602	15,276.00	15,276.00	3,323.28	15,312.00	(36.00)	-0.2%
OPEB, Allocated		3701-3702	0.00	0.00	0.00	0.00	0.00	0.0%
OPEB, Active Employees		3751-3752	0.00	0.00	0.00	0.00	0.00	0.0%
Other Employee Benefits		3901-3902	0.00	0.00	0.00	0.00	0.00	0.0%
TOTAL, EMPLOYEE BENEFITS			532,096.00	532,096.00	95,634.56	571,984.00	(39,888.00)	-7.5%
<b>BOOKS AND SUPPLIES</b>								
Books and Other Reference Materials		4200	0.00	0.00	0.00	0.00	0.00	0.0%
Materials and Supplies		4300	148,635.00	148,635.00	9,803.63	149,376.00	(741.00)	-0.5%
Noncapitalized Equipment		4400	0.00	0.00	0.00	0.00	0.00	0.0%
Food		4700	1,447,507.00	1,447,507.00	203,559.46	1,644,453.00	(196,946.00)	-13.6%
TOTAL, BOOKS AND SUPPLIES			1,596,142.00	1,596,142.00	213,363.09	1,793,829.00	(197,687.00)	-12.4%
<b>SERVICES AND OTHER OPERATING EXPENDITURES</b>								
Subagreements for Services		5100	0.00	0.00	0.00	0.00	0.00	0.0%
Travel and Conferences		5200	733.00	733.00	517.81	983.00	(250.00)	-34.1%
Dues and Memberships		5300	511.00	511.00	866.02	866.00	(355.00)	-69.5%
Insurance		5400-5450	0.00	0.00	0.00	0.00	0.00	0.0%
Operations and Housekeeping Services		5500	5,200.00	5,200.00	1,627.00	5,918.00	(718.00)	-13.8%
Rentals, Leases, Repairs, and Noncapitalized Improvements		5600	26,398.00	26,398.00	7,302.84	26,398.00	0.00	0.0%
Transfers of Direct Costs		5710	0.00	0.00	0.00	0.00	0.00	0.0%
Transfers of Direct Costs - Interfund		5750	0.00	0.00	(553.50)	(721.00)	721.00	New
Professional/Consulting Services and								
Operating Expenditures		5800	28,635.00	28,635.00	48,775.26	51,531.00	(22,896.00)	-80.0%
Communications		5900	545.00	545.00	0.00	545.00	0.00	0.0%
TOTAL, SERVICES AND OTHER OPERATING EXPENDITURES			62,022.00	62,022.00	58,535.43	85,520.00	(23,498.00)	-37.9%
<b>CAPITAL OUTLAY</b>								
Buildings and Improvements of Buildings		6200	0.00	0.00	0.00	0.00	0.00	0.0%
Equipment		6400	0.00	0.00	0.00	0.00	0.00	0.0%
Equipment Replacement		6500	0.00	0.00	0.00	0.00	0.00	0.0%
Lease Assets		6600	0.00	0.00	0.00	0.00	0.00	0.0%
Subscription Assets		6700	0.00	0.00	0.00	0.00	0.00	0.0%
TOTAL, CAPITAL OUTLAY			0.00	0.00	0.00	0.00	0.00	0.0%
<b>OTHER OUTGO (excluding Transfers of Indirect Costs)</b>								
Debt Service								
Debt Service - Interest		7438	0.00	0.00	0.00	0.00	0.00	0.0%
Other Debt Service - Principal		7439	0.00	0.00	0.00	0.00	0.00	0.0%
TOTAL, OTHER OUTGO (excluding Transfers of Indirect Costs)			0.00	0.00	0.00	0.00	0.00	0.0%
<b>OTHER OUTGO - TRANSFERS OF INDIRECT COSTS</b>								
Transfers of Indirect Costs - Interfund		7350	165,566.00	165,566.00	0.00	95,722.00	69,844.00	42.2%
TOTAL, OTHER OUTGO - TRANSFERS OF INDIRECT COSTS			165,566.00	165,566.00	0.00	95,722.00	69,844.00	42.2%
TOTAL, EXPENDITURES			3,437,626.00	3,437,626.00	600,403.49	3,631,197.00		
<b>INTERFUND TRANSFERS</b>								
<b>INTERFUND TRANSFERS IN</b>								

Description	Resource Codes	Object Codes	Original Budget (A)	Board Approved Operating Budget (B)	Actuals To Date (C)	Projected Year Totals (D)	Difference (Col B & D) (E)	% Diff Column B & D (F)
From: General Fund		8916	0.00	0.00	0.00	0.00	0.00	0.0%
Other Authorized Interfund Transfers In		8919	0.00	0.00	0.00	0.00	0.00	0.0%
(a) TOTAL, INTERFUND TRANSFERS IN			0.00	0.00	0.00	0.00	0.00	0.0%
<b>INTERFUND TRANSFERS OUT</b>								
Other Authorized Interfund Transfers Out		7619	0.00	0.00	0.00	0.00	0.00	0.0%
(b) TOTAL, INTERFUND TRANSFERS OUT			0.00	0.00	0.00	0.00	0.00	0.0%
<b>OTHER SOURCES/USES</b>								
<b>SOURCES</b>								
Other Sources								
Transfers from Funds of Lapsed/Reorganized LEAs		8965	0.00	0.00	0.00	0.00	0.00	0.0%
Long-Term Debt Proceeds								
Proceeds from Leases		8972	0.00	0.00	0.00	0.00	0.00	0.0%
Proceeds from SBITAs		8974	0.00	0.00	0.00	0.00	0.00	0.0%
All Other Financing Sources		8979	0.00	0.00	0.00	0.00	0.00	0.0%
(c) TOTAL, SOURCES			0.00	0.00	0.00	0.00	0.00	0.0%
<b>USES</b>								
Transfers of Funds from Lapsed/Reorganized LEAs		7651	0.00	0.00	0.00	0.00	0.00	0.0%
All Other Financing Uses		7699	0.00	0.00	0.00	0.00	0.00	0.0%
(d) TOTAL, USES			0.00	0.00	0.00	0.00	0.00	0.0%
<b>CONTRIBUTIONS</b>								
Contributions from Unrestricted Revenues		8980	0.00	0.00	0.00	0.00	0.00	0.0%
Contributions from Restricted Revenues		8990	0.00	0.00	0.00	0.00	0.00	0.0%
(e) TOTAL, CONTRIBUTIONS			0.00	0.00	0.00	0.00	0.00	0.0%
<b>TOTAL, OTHER FINANCING SOURCES/USES</b>								
(a - b + c - d + e)			0.00	0.00	0.00	0.00		

Resource	Description	2023-24 Projected Totals
5310	Child Nutrition: School Programs (e.g., School Lunch, School Breakfast, Milk, Pregnant & Lactating Students)	1,120,476.68
Total, Restricted Balance		1,120,476.68

---

***This Page Intentionally Left Blank***

---

---

***DEFERRED MAINTENANCE FUND***

---

---

***This Page Intentionally Left Blank***

---

Description	Resource Codes	Object Codes	Original Budget (A)	Board Approved Operating Budget (B)	Actuals To Date (C)	Projected Year Totals (D)	Difference (Col B & D) (E)	% Diff Column B & D (F)
<b>A. REVENUES</b>								
1) LCFF Sources		8010-8099	500,000.00	500,000.00	0.00	500,000.00	0.00	0.0%
2) Federal Revenue		8100-8299	0.00	0.00	0.00	0.00	0.00	0.0%
3) Other State Revenue		8300-8599	0.00	0.00	0.00	0.00	0.00	0.0%
4) Other Local Revenue		8600-8799	10,000.00	10,000.00	39,303.36	49,304.00	39,304.00	393.0%
5) TOTAL, REVENUES			510,000.00	510,000.00	39,303.36	549,304.00		
<b>B. EXPENDITURES</b>								
1) Certificated Salaries		1000-1999	0.00	0.00	0.00	0.00	0.00	0.0%
2) Classified Salaries		2000-2999	0.00	0.00	0.00	0.00	0.00	0.0%
3) Employee Benefits		3000-3999	0.00	0.00	0.00	0.00	0.00	0.0%
4) Books and Supplies		4000-4999	0.00	0.00	0.00	250,000.00	(250,000.00)	New
5) Services and Other Operating Expenditures		5000-5999	150,000.00	150,000.00	3,750.00	155,000.00	(5,000.00)	-3.3%
6) Capital Outlay		6000-6999	0.00	0.00	0.00	0.00	0.00	0.0%
7) Other Outgo (excluding Transfers of Indirect Costs)		7100-7299,7400-7499	0.00	0.00	0.00	0.00	0.00	0.0%
8) Other Outgo - Transfers of Indirect Costs		7300-7399	0.00	0.00	0.00	0.00	0.00	0.0%
9) TOTAL, EXPENDITURES			150,000.00	150,000.00	3,750.00	405,000.00		
<b>C. EXCESS (DEFICIENCY) OF REVENUES OVER EXPENDITURES BEFORE OTHER FINANCING SOURCES AND USES (A5 - B9)</b>			360,000.00	360,000.00	35,553.36	144,304.00		
<b>D. OTHER FINANCING SOURCES/USES</b>								
1) Interfund Transfers								
a) Transfers In		8900-8929	0.00	0.00	0.00	0.00	0.00	0.0%
b) Transfers Out		7600-7629	0.00	0.00	0.00	0.00	0.00	0.0%
2) Other Sources/Uses								
a) Sources		8930-8979	0.00	0.00	0.00	0.00	0.00	0.0%
b) Uses		7630-7699	0.00	0.00	0.00	0.00	0.00	0.0%
3) Contributions		8980-8999	0.00	0.00	0.00	0.00	0.00	0.0%
4) TOTAL, OTHER FINANCING SOURCES/USES			0.00	0.00	0.00	0.00		
<b>E. NET INCREASE (DECREASE) IN FUND BALANCE (C + D4)</b>			360,000.00	360,000.00	35,553.36	144,304.00		
<b>F. FUND BALANCE, RESERVES</b>								
1) Beginning Fund Balance								
a) As of July 1 - Unaudited		9791	1,202,847.16	1,202,847.16		1,202,847.16	0.00	0.0%
b) Audit Adjustments		9793	0.00	0.00		0.00	0.00	0.0%
c) As of July 1 - Audited (F1a + F1b)			1,202,847.16	1,202,847.16		1,202,847.16		
d) Other Restatements		9795	0.00	0.00		0.00	0.00	0.0%
e) Adjusted Beginning Balance (F1c + F1d)			1,202,847.16	1,202,847.16		1,202,847.16		
2) Ending Balance, June 30 (E + F1e)			1,562,847.16	1,562,847.16		1,347,151.16		
Components of Ending Fund Balance								
a) Nonspendable								
Revolving Cash		9711	0.00	0.00		0.00		
Stores		9712	0.00	0.00		0.00		
Prepaid Items		9713	0.00	0.00		0.00		
All Others		9719	0.00	0.00		0.00		
b) Restricted								
		9740	0.00	0.00		0.00		
c) Committed								

Description	Resource Codes	Object Codes	Original Budget (A)	Board Approved Operating Budget (B)	Actuals To Date (C)	Projected Year Totals (D)	Difference (Col B & D) (E)	% Diff Column B & D (F)
Stabilization Arrangements		9750	0.00	0.00		0.00		
Other Commitments		9760	0.00	0.00		0.00		
d) Assigned								
Other Assignments		9780	1,562,847.16	1,562,847.16		1,347,151.16		
e) Unassigned/Unappropriated								
Reserve for Economic Uncertainties		9789	0.00	0.00		0.00		
Unassigned/Unappropriated Amount		9790	0.00	0.00		0.00		
<b>LCFF SOURCES</b>								
LCFF Transfers								
LCFF Transfers - Current Year		8091	500,000.00	500,000.00	0.00	500,000.00	0.00	0.0%
LCFF/Revenue Limit Transfers - Prior Years		8099	0.00	0.00	0.00	0.00	0.00	0.0%
TOTAL, LCFF SOURCES			500,000.00	500,000.00	0.00	500,000.00	0.00	0.0%
<b>OTHER STATE REVENUE</b>								
All Other State Revenue		8590	0.00	0.00	0.00	0.00	0.00	0.0%
TOTAL, OTHER STATE REVENUE			0.00	0.00	0.00	0.00	0.00	0.0%
<b>OTHER LOCAL REVENUE</b>								
Community Redevelopment Funds Not Subject to LCFF Deduction		8625	0.00	0.00	0.00	0.00	0.00	0.0%
Sales								
Sale of Equipment/Supplies		8631	0.00	0.00	0.00	0.00	0.00	0.0%
Interest		8660	10,000.00	10,000.00	(.64)	10,000.00	0.00	0.0%
Net Increase (Decrease) in the Fair Value of Investments		8662	0.00	0.00	39,304.00	39,304.00	39,304.00	New
Other Local Revenue								
All Other Local Revenue		8699	0.00	0.00	0.00	0.00	0.00	0.0%
All Other Transfers In from All Others		8799	0.00	0.00	0.00	0.00	0.00	0.0%
TOTAL, OTHER LOCAL REVENUE			10,000.00	10,000.00	39,303.36	49,304.00	39,304.00	393.0%
TOTAL, REVENUES			510,000.00	510,000.00	39,303.36	549,304.00		
<b>CLASSIFIED SALARIES</b>								
Classified Support Salaries		2200	0.00	0.00	0.00	0.00	0.00	0.0%
Other Classified Salaries		2900	0.00	0.00	0.00	0.00	0.00	0.0%
TOTAL, CLASSIFIED SALARIES			0.00	0.00	0.00	0.00	0.00	0.0%
<b>EMPLOYEE BENEFITS</b>								
STRS		3101-3102	0.00	0.00	0.00	0.00	0.00	0.0%
PERS		3201-3202	0.00	0.00	0.00	0.00	0.00	0.0%
OASDI/Medicare/Alternative		3301-3302	0.00	0.00	0.00	0.00	0.00	0.0%
Health and Welfare Benefits		3401-3402	0.00	0.00	0.00	0.00	0.00	0.0%
Unemployment Insurance		3501-3502	0.00	0.00	0.00	0.00	0.00	0.0%
Workers' Compensation		3601-3602	0.00	0.00	0.00	0.00	0.00	0.0%
OPEB, Allocated		3701-3702	0.00	0.00	0.00	0.00	0.00	0.0%
OPEB, Active Employees		3751-3752	0.00	0.00	0.00	0.00	0.00	0.0%
Other Employee Benefits		3901-3902	0.00	0.00	0.00	0.00	0.00	0.0%
TOTAL, EMPLOYEE BENEFITS			0.00	0.00	0.00	0.00	0.00	0.0%
<b>BOOKS AND SUPPLIES</b>								
Books and Other Reference Materials		4200	0.00	0.00	0.00	0.00	0.00	0.0%
Materials and Supplies		4300	0.00	0.00	0.00	0.00	0.00	0.0%
Noncapitalized Equipment		4400	0.00	0.00	0.00	250,000.00	(250,000.00)	New



Description	Resource Codes	Object Codes	Original Budget (A)	Board Approved Operating Budget (B)	Actuals To Date (C)	Projected Year Totals (D)	Difference (Col B & D) (E)	% Diff Column B & D (F)
TOTAL, BOOKS AND SUPPLIES			0.00	0.00	0.00	250,000.00	(250,000.00)	New
<b>SERVICES AND OTHER OPERATING EXPENDITURES</b>								
Subagreements for Services		5100	0.00	0.00	0.00	0.00	0.00	0.0%
Travel and Conferences		5200	0.00	0.00	0.00	0.00	0.00	0.0%
Rentals, Leases, Repairs, and Noncapitalized Improvements		5600	150,000.00	150,000.00	3,750.00	150,000.00	0.00	0.0%
Transfers of Direct Costs		5710	0.00	0.00	0.00	0.00	0.00	0.0%
Transfers of Direct Costs - Interfund		5750	0.00	0.00	0.00	0.00	0.00	0.0%
Professional/Consulting Services and Operating Expenditures		5800	0.00	0.00	0.00	5,000.00	(5,000.00)	New
TOTAL, SERVICES AND OTHER OPERATING EXPENDITURES			150,000.00	150,000.00	3,750.00	155,000.00	(5,000.00)	-3.3%
<b>CAPITAL OUTLAY</b>								
Land Improvements		6170	0.00	0.00	0.00	0.00	0.00	0.0%
Buildings and Improvements of Buildings		6200	0.00	0.00	0.00	0.00	0.00	0.0%
Equipment		6400	0.00	0.00	0.00	0.00	0.00	0.0%
Equipment Replacement		6500	0.00	0.00	0.00	0.00	0.00	0.0%
Lease Assets		6600	0.00	0.00	0.00	0.00	0.00	0.0%
Subscription Assets		6700	0.00	0.00	0.00	0.00	0.00	0.0%
TOTAL, CAPITAL OUTLAY			0.00	0.00	0.00	0.00	0.00	0.0%
<b>OTHER OUTGO (excluding Transfers of Indirect Costs)</b>								
Debt Service								
Debt Service - Interest		7438	0.00	0.00	0.00	0.00	0.00	0.0%
Other Debt Service - Principal		7439	0.00	0.00	0.00	0.00	0.00	0.0%
TOTAL, OTHER OUTGO (excluding Transfers of Indirect Costs)			0.00	0.00	0.00	0.00	0.00	0.0%
TOTAL, EXPENDITURES			150,000.00	150,000.00	3,750.00	405,000.00		
<b>INTERFUND TRANSFERS</b>								
<b>INTERFUND TRANSFERS IN</b>								
Other Authorized Interfund Transfers In		8919	0.00	0.00	0.00	0.00	0.00	0.0%
(a) TOTAL, INTERFUND TRANSFERS IN			0.00	0.00	0.00	0.00	0.00	0.0%
<b>INTERFUND TRANSFERS OUT</b>								
Other Authorized Interfund Transfers Out		7619	0.00	0.00	0.00	0.00	0.00	0.0%
(b) TOTAL, INTERFUND TRANSFERS OUT			0.00	0.00	0.00	0.00	0.00	0.0%
<b>OTHER SOURCES/USES</b>								
<b>SOURCES</b>								
Other Sources								
Transfers from Funds of Lapsed/Reorganized LEAs		8965	0.00	0.00	0.00	0.00	0.00	0.0%
Long-Term Debt Proceeds								
Proceeds from Leases		8972	0.00	0.00	0.00	0.00	0.00	0.0%
Proceeds from SBITAs		8974	0.00	0.00	0.00	0.00	0.00	0.0%
All Other Financing Sources		8979	0.00	0.00	0.00	0.00	0.00	0.0%
(c) TOTAL, SOURCES			0.00	0.00	0.00	0.00	0.00	0.0%
<b>USES</b>								
Transfers of Funds from Lapsed/Reorganized LEAs		7651	0.00	0.00	0.00	0.00	0.00	0.0%
All Other Financing Uses		7699	0.00	0.00	0.00	0.00	0.00	0.0%
(d) TOTAL, USES			0.00	0.00	0.00	0.00	0.00	0.0%

Description	Resource Codes	Object Codes	Original Budget (A)	Board Approved Operating Budget (B)	Actuals To Date (C)	Projected Year Totals (D)	Difference (Col B & D) (E)	% Diff Column B & D (F)
<b>CONTRIBUTIONS</b>								
Contributions from Unrestricted Revenues		8980	0.00	0.00	0.00	0.00	0.00	0.0%
Contributions from Restricted Revenues		8990	0.00	0.00	0.00	0.00	0.00	0.0%
(e) TOTAL, CONTRIBUTIONS			0.00	0.00	0.00	0.00	0.00	0.0%
TOTAL, OTHER FINANCING SOURCES/USES (a - b + c - d + e)			0.00	0.00	0.00	0.00		

Resource	Description	2023-24 Projected Totals
Total, Restricted Balance		0.00

---

***This Page Intentionally Left Blank***

---

---

***BUILDING FUND***

---

---

***This Page Intentionally Left Blank***

---

Description	Resource Codes	Object Codes	Original Budget (A)	Board Approved Operating Budget (B)	Actuals To Date (C)	Projected Year Totals (D)	Difference (Col B & D) (E)	% Diff Column B & D (F)
<b>A. REVENUES</b>								
1) LCFF Sources		8010-8099	0.00	0.00	0.00	0.00	0.00	0.0%
2) Federal Revenue		8100-8299	0.00	0.00	0.00	0.00	0.00	0.0%
3) Other State Revenue		8300-8599	0.00	0.00	0.00	0.00	0.00	0.0%
4) Other Local Revenue		8600-8799	0.00	0.00	649,290.17	649,300.00	649,300.00	New
5) TOTAL, REVENUES			0.00	0.00	649,290.17	649,300.00		
<b>B. EXPENDITURES</b>								
1) Certificated Salaries		1000-1999	0.00	0.00	0.00	0.00	0.00	0.0%
2) Classified Salaries		2000-2999	0.00	0.00	0.00	0.00	0.00	0.0%
3) Employee Benefits		3000-3999	0.00	0.00	0.00	0.00	0.00	0.0%
4) Books and Supplies		4000-4999	0.00	0.00	0.00	0.00	0.00	0.0%
5) Services and Other Operating Expenditures		5000-5999	500,000.00	500,000.00	3,197,758.88	4,298,406.00	(3,798,406.00)	-759.7%
6) Capital Outlay		6000-6999	0.00	0.00	322,960.09	1,853,963.00	(1,853,963.00)	New
7) Other Outgo (excluding Transfers of Indirect Costs)		7100-7299,7400-7499	0.00	0.00	0.00	0.00	0.00	0.0%
8) Other Outgo - Transfers of Indirect Costs		7300-7399	0.00	0.00	0.00	0.00	0.00	0.0%
9) TOTAL, EXPENDITURES			500,000.00	500,000.00	3,520,718.97	6,152,369.00		
<b>C. EXCESS (DEFICIENCY) OF REVENUES OVER EXPENDITURES BEFORE OTHER FINANCING SOURCES AND USES (A5 - B9)</b>			(500,000.00)	(500,000.00)	(2,871,428.80)	(5,503,069.00)		
<b>D. OTHER FINANCING SOURCES/USES</b>								
1) Interfund Transfers								
a) Transfers In		8900-8929	0.00	0.00	0.00	0.00	0.00	0.0%
b) Transfers Out		7600-7629	0.00	0.00	0.00	0.00	0.00	0.0%
2) Other Sources/Uses								
a) Sources		8930-8979	0.00	0.00	0.00	0.00	0.00	0.0%
b) Uses		7630-7699	0.00	0.00	0.00	0.00	0.00	0.0%
3) Contributions		8980-8999	0.00	0.00	0.00	0.00	0.00	0.0%
4) TOTAL, OTHER FINANCING SOURCES/USES			0.00	0.00	0.00	0.00		
<b>E. NET INCREASE (DECREASE) IN FUND BALANCE (C + D4)</b>			(500,000.00)	(500,000.00)	(2,871,428.80)	(5,503,069.00)		
<b>F. FUND BALANCE, RESERVES</b>								
1) Beginning Fund Balance								
a) As of July 1 - Unaudited		9791	10,880,463.85	10,880,463.85		10,880,463.85	0.00	0.0%
b) Audit Adjustments		9793	0.00	0.00		0.00	0.00	0.0%
c) As of July 1 - Audited (F1a + F1b)			10,880,463.85	10,880,463.85		10,880,463.85		
d) Other Restatements		9795	0.00	0.00		0.00	0.00	0.0%
e) Adjusted Beginning Balance (F1c + F1d)			10,880,463.85	10,880,463.85		10,880,463.85		
2) Ending Balance, June 30 (E + F1e)			10,380,463.85	10,380,463.85		5,377,394.85		
Components of Ending Fund Balance								
a) Nonspendable								
Revolving Cash		9711	0.00	0.00		0.00		
Stores		9712	0.00	0.00		0.00		
Prepaid Items		9713	0.00	0.00		0.00		
All Others		9719	0.00	0.00		0.00		

Description	Resource Codes	Object Codes	Original Budget (A)	Board Approved Operating Budget (B)	Actuals To Date (C)	Projected Year Totals (D)	Difference (Col B & D) (E)	% Diff Column B & D (F)
b) Legally Restricted Balance		9740	0.00	0.00		0.00		
c) Committed								
Stabilization Arrangements		9750	0.00	0.00		0.00		
Other Commitments		9760	0.00	0.00		0.00		
d) Assigned								
Other Assignments		9780	10,380,463.85	10,380,463.85		5,377,394.85		
e) Unassigned/Unappropriated								
Reserve for Economic Uncertainties		9789	0.00	0.00		0.00		
Unassigned/Unappropriated Amount		9790	0.00	0.00		0.00		
<b>FEDERAL REVENUE</b>								
FEMA		8281	0.00	0.00	0.00	0.00	0.00	0.0%
All Other Federal Revenue		8290	0.00	0.00	0.00	0.00	0.00	0.0%
TOTAL, FEDERAL REVENUE			0.00	0.00	0.00	0.00	0.00	0.0%
<b>OTHER STATE REVENUE</b>								
Tax Relief Subventions								
Restricted Levies - Other								
Homeowners' Exemptions		8575	0.00	0.00	0.00	0.00	0.00	0.0%
Other Subventions/In-Lieu Taxes		8576	0.00	0.00	0.00	0.00	0.00	0.0%
All Other State Revenue		8590	0.00	0.00	0.00	0.00	0.00	0.0%
TOTAL, OTHER STATE REVENUE			0.00	0.00	0.00	0.00	0.00	0.0%
<b>OTHER LOCAL REVENUE</b>								
County and District Taxes								
Other Restricted Levies								
Secured Roll		8615	0.00	0.00	0.00	0.00	0.00	0.0%
Unsecured Roll		8616	0.00	0.00	0.00	0.00	0.00	0.0%
Prior Years' Taxes		8617	0.00	0.00	0.00	0.00	0.00	0.0%
Supplemental Taxes		8618	0.00	0.00	0.00	0.00	0.00	0.0%
Non-Ad Valorem Taxes								
Parcel Taxes		8621	0.00	0.00	0.00	0.00	0.00	0.0%
Other		8622	0.00	0.00	0.00	0.00	0.00	0.0%
Community Redevelopment Funds Not Subject to LCFF Deduction		8625	0.00	0.00	0.00	0.00	0.00	0.0%
Penalties and Interest from Delinquent Non-LCFF Taxes		8629	0.00	0.00	0.00	0.00	0.00	0.0%
Sales								
Sale of Equipment/Supplies		8631	0.00	0.00	0.00	0.00	0.00	0.0%
Leases and Rentals		8650	0.00	0.00	0.00	0.00	0.00	0.0%
Interest		8660	0.00	0.00	(9.83)	0.00	0.00	0.0%
Net Increase (Decrease) in the Fair Value of Investments		8662	0.00	0.00	649,300.00	649,300.00	649,300.00	New
Other Local Revenue								
All Other Local Revenue		8699	0.00	0.00	0.00	0.00	0.00	0.0%
All Other Transfers In from All Others		8799	0.00	0.00	0.00	0.00	0.00	0.0%
TOTAL, OTHER LOCAL REVENUE			0.00	0.00	649,290.17	649,300.00	649,300.00	New
TOTAL, REVENUES			0.00	0.00	649,290.17	649,300.00		
<b>CLASSIFIED SALARIES</b>								
Classified Support Salaries		2200	0.00	0.00	0.00	0.00	0.00	0.0%



Description	Resource Codes	Object Codes	Original Budget (A)	Board Approved Operating Budget (B)	Actuals To Date (C)	Projected Year Totals (D)	Difference (Col B & D) (E)	% Diff Column B & D (F)
Classified Supervisors' and Administrators' Salaries		2300	0.00	0.00	0.00	0.00	0.00	0.0%
Clerical, Technical and Office Salaries		2400	0.00	0.00	0.00	0.00	0.00	0.0%
Other Classified Salaries		2900	0.00	0.00	0.00	0.00	0.00	0.0%
TOTAL, CLASSIFIED SALARIES			0.00	0.00	0.00	0.00	0.00	0.0%
<b>EMPLOYEE BENEFITS</b>								
STRS		3101-3102	0.00	0.00	0.00	0.00	0.00	0.0%
PERS		3201-3202	0.00	0.00	0.00	0.00	0.00	0.0%
OASDI/Medicare/Alternative		3301-3302	0.00	0.00	0.00	0.00	0.00	0.0%
Health and Welfare Benefits		3401-3402	0.00	0.00	0.00	0.00	0.00	0.0%
Unemployment Insurance		3501-3502	0.00	0.00	0.00	0.00	0.00	0.0%
Workers' Compensation		3601-3602	0.00	0.00	0.00	0.00	0.00	0.0%
OPEB, Allocated		3701-3702	0.00	0.00	0.00	0.00	0.00	0.0%
OPEB, Active Employees		3751-3752	0.00	0.00	0.00	0.00	0.00	0.0%
Other Employee Benefits		3901-3902	0.00	0.00	0.00	0.00	0.00	0.0%
TOTAL, EMPLOYEE BENEFITS			0.00	0.00	0.00	0.00	0.00	0.0%
<b>BOOKS AND SUPPLIES</b>								
Books and Other Reference Materials		4200	0.00	0.00	0.00	0.00	0.00	0.0%
Materials and Supplies		4300	0.00	0.00	0.00	0.00	0.00	0.0%
Noncapitalized Equipment		4400	0.00	0.00	0.00	0.00	0.00	0.0%
TOTAL, BOOKS AND SUPPLIES			0.00	0.00	0.00	0.00	0.00	0.0%
<b>SERVICES AND OTHER OPERATING EXPENDITURES</b>								
Subagreements for Services		5100	0.00	0.00	0.00	0.00	0.00	0.0%
Travel and Conferences		5200	0.00	0.00	0.00	0.00	0.00	0.0%
Insurance		5400-5450	0.00	0.00	0.00	0.00	0.00	0.0%
Operations and Housekeeping Services		5500	0.00	0.00	0.00	0.00	0.00	0.0%
Rentals, Leases, Repairs, and Noncapitalized Improvements		5600	500,000.00	500,000.00	3,179,191.63	4,076,982.00	(3,576,982.00)	-715.4%
Transfers of Direct Costs		5710	0.00	0.00	0.00	0.00	0.00	0.0%
Transfers of Direct Costs - Interfund		5750	0.00	0.00	0.00	0.00	0.00	0.0%
Professional/Consulting Services and Operating Expenditures		5800	0.00	0.00	18,567.25	221,424.00	(221,424.00)	New
Communications		5900	0.00	0.00	0.00	0.00	0.00	0.0%
TOTAL, SERVICES AND OTHER OPERATING EXPENDITURES			500,000.00	500,000.00	3,197,758.88	4,298,406.00	(3,798,406.00)	-759.7%
<b>CAPITAL OUTLAY</b>								
Land		6100	0.00	0.00	0.00	0.00	0.00	0.0%
Land Improvements		6170	0.00	0.00	0.00	0.00	0.00	0.0%
Buildings and Improvements of Buildings		6200	0.00	0.00	322,960.09	1,853,963.00	(1,853,963.00)	New
Books and Media for New School Libraries or Major Expansion of School Libraries		6300	0.00	0.00	0.00	0.00	0.00	0.0%
Equipment		6400	0.00	0.00	0.00	0.00	0.00	0.0%
Equipment Replacement		6500	0.00	0.00	0.00	0.00	0.00	0.0%
Lease Assets		6600	0.00	0.00	0.00	0.00	0.00	0.0%
Subscription Assets		6700	0.00	0.00	0.00	0.00	0.00	0.0%
TOTAL, CAPITAL OUTLAY			0.00	0.00	322,960.09	1,853,963.00	(1,853,963.00)	New
<b>OTHER OUTGO (excluding Transfers of Indirect Costs)</b>								

Description	Resource Codes	Object Codes	Original Budget (A)	Board Approved Operating Budget (B)	Actuals To Date (C)	Projected Year Totals (D)	Difference (Col B & D) (E)	% Diff Column B & D (F)
Other Transfers Out								
All Other Transfers Out to All Others		7299	0.00	0.00	0.00	0.00	0.00	0.0%
Debt Service								
Repayment of State School Building Fund Aid - Proceeds from Bonds		7435	0.00	0.00	0.00	0.00	0.00	0.0%
Debt Service - Interest		7438	0.00	0.00	0.00	0.00	0.00	0.0%
Other Debt Service - Principal		7439	0.00	0.00	0.00	0.00	0.00	0.0%
TOTAL, OTHER OUTGO (excluding Transfers of Indirect Costs)			0.00	0.00	0.00	0.00	0.00	0.0%
<b>TOTAL, EXPENDITURES</b>			500,000.00	500,000.00	3,520,718.97	6,152,369.00		
<b>INTERFUND TRANSFERS</b>								
<b>INTERFUND TRANSFERS IN</b>								
Other Authorized Interfund Transfers In		8919	0.00	0.00	0.00	0.00	0.00	0.0%
(a) TOTAL, INTERFUND TRANSFERS IN			0.00	0.00	0.00	0.00	0.00	0.0%
<b>INTERFUND TRANSFERS OUT</b>								
To: State School Building Fund/County School Facilities Fund		7613	0.00	0.00	0.00	0.00	0.00	0.0%
Other Authorized Interfund Transfers Out		7619	0.00	0.00	0.00	0.00	0.00	0.0%
(b) TOTAL, INTERFUND TRANSFERS OUT			0.00	0.00	0.00	0.00	0.00	0.0%
<b>OTHER SOURCES/USES</b>								
<b>SOURCES</b>								
Proceeds								
Proceeds from Sale of Bonds		8951	0.00	0.00	0.00	0.00	0.00	0.0%
Proceeds from Sale/Lease-Purchase of Land/Buildings		8953	0.00	0.00	0.00	0.00	0.00	0.0%
Other Sources								
County School Building Aid		8961	0.00	0.00	0.00	0.00	0.00	0.0%
Transfers from Funds of Lapsed/Reorganized LEAs		8965	0.00	0.00	0.00	0.00	0.00	0.0%
Long-Term Debt Proceeds								
Proceeds from Certificates of Participation		8971	0.00	0.00	0.00	0.00	0.00	0.0%
Proceeds from Leases		8972	0.00	0.00	0.00	0.00	0.00	0.0%
Proceeds from Lease Revenue Bonds		8973	0.00	0.00	0.00	0.00	0.00	0.0%
Proceeds from SBITAs		8974	0.00	0.00	0.00	0.00	0.00	0.0%
All Other Financing Sources		8979	0.00	0.00	0.00	0.00	0.00	0.0%
(c) TOTAL, SOURCES			0.00	0.00	0.00	0.00	0.00	0.0%
<b>USES</b>								
Transfers of Funds from Lapsed/Reorganized LEAs		7651	0.00	0.00	0.00	0.00	0.00	0.0%
All Other Financing Uses		7699	0.00	0.00	0.00	0.00	0.00	0.0%
(d) TOTAL, USES			0.00	0.00	0.00	0.00	0.00	0.0%
<b>CONTRIBUTIONS</b>								
Contributions from Unrestricted Revenues		8980	0.00	0.00	0.00	0.00	0.00	0.0%
Contributions from Restricted Revenues		8990	0.00	0.00	0.00	0.00	0.00	0.0%
(e) TOTAL, CONTRIBUTIONS			0.00	0.00	0.00	0.00	0.00	0.0%
<b>TOTAL, OTHER FINANCING SOURCES/USES</b>								
(a - b + c - d + e)			0.00	0.00	0.00	0.00		

Resource	Description	2023-24 Projected Totals
Total, Restricted Balance		0.00

---

***This Page Intentionally Left Blank***

---

---

***CAPITAL FACILITIES FUND***

---

---

***This Page Intentionally Left Blank***

---

Description	Resource Codes	Object Codes	Original Budget (A)	Board Approved Operating Budget (B)	Actuals To Date (C)	Projected Year Totals (D)	Difference (Col B & D) (E)	% Diff Column B & D (F)
<b>A. REVENUES</b>								
1) LCFF Sources		8010-8099	0.00	0.00	0.00	0.00	0.00	0.0%
2) Federal Revenue		8100-8299	0.00	0.00	0.00	0.00	0.00	0.0%
3) Other State Revenue		8300-8599	0.00	0.00	0.00	0.00	0.00	0.0%
4) Other Local Revenue		8600-8799	2,500.00	2,500.00	187,349.55	148,573.00	146,073.00	5,842.9%
5) TOTAL, REVENUES			2,500.00	2,500.00	187,349.55	148,573.00		
<b>B. EXPENDITURES</b>								
1) Certificated Salaries		1000-1999	0.00	0.00	0.00	0.00	0.00	0.0%
2) Classified Salaries		2000-2999	0.00	0.00	0.00	0.00	0.00	0.0%
3) Employee Benefits		3000-3999	0.00	0.00	0.00	0.00	0.00	0.0%
4) Books and Supplies		4000-4999	0.00	0.00	0.00	0.00	0.00	0.0%
5) Services and Other Operating Expenditures		5000-5999	0.00	0.00	25,890.00	78,650.00	(78,650.00)	New
6) Capital Outlay		6000-6999	75,000.00	75,000.00	51,150.00	79,100.00	(4,100.00)	-5.5%
7) Other Outgo (excluding Transfers of Indirect Costs)		7100-7299,7400-7499	0.00	0.00	0.00	0.00	0.00	0.0%
8) Other Outgo - Transfers of Indirect Costs		7300-7399	0.00	0.00	0.00	0.00	0.00	0.0%
9) TOTAL, EXPENDITURES			75,000.00	75,000.00	77,040.00	157,750.00		
<b>C. EXCESS (DEFICIENCY) OF REVENUES OVER EXPENDITURES BEFORE OTHER FINANCING SOURCES AND USES (A5 - B9)</b>			(72,500.00)	(72,500.00)	110,309.55	(9,177.00)		
<b>D. OTHER FINANCING SOURCES/USES</b>								
1) Interfund Transfers								
a) Transfers In		8900-8929	0.00	0.00	0.00	0.00	0.00	0.0%
b) Transfers Out		7600-7629	0.00	0.00	0.00	0.00	0.00	0.0%
2) Other Sources/Uses								
a) Sources		8930-8979	0.00	0.00	0.00	0.00	0.00	0.0%
b) Uses		7630-7699	0.00	0.00	0.00	0.00	0.00	0.0%
3) Contributions		8980-8999	0.00	0.00	0.00	0.00	0.00	0.0%
4) TOTAL, OTHER FINANCING SOURCES/USES			0.00	0.00	0.00	0.00		
<b>E. NET INCREASE (DECREASE) IN FUND BALANCE (C + D4)</b>			(72,500.00)	(72,500.00)	110,309.55	(9,177.00)		
<b>F. FUND BALANCE, RESERVES</b>								
1) Beginning Fund Balance								
a) As of July 1 - Unaudited		9791	311,963.61	311,963.61		311,963.61	0.00	0.0%
b) Audit Adjustments		9793	0.00	0.00		0.00	0.00	0.0%
c) As of July 1 - Audited (F1a + F1b)			311,963.61	311,963.61		311,963.61		
d) Other Restatements		9795	0.00	0.00		0.00	0.00	0.0%
e) Adjusted Beginning Balance (F1c + F1d)			311,963.61	311,963.61		311,963.61		
2) Ending Balance, June 30 (E + F1e)			239,463.61	239,463.61		302,786.61		
Components of Ending Fund Balance								
a) Nonspendable								
Revolving Cash		9711	0.00	0.00		0.00		
Stores		9712	0.00	0.00		0.00		
Prepaid Items		9713	0.00	0.00		0.00		
All Others		9719	0.00	0.00		0.00		
b) Legally Restricted Balance								
c) Committed		9740	236,546.50	236,546.50		299,869.50		

Description	Resource Codes	Object Codes	Original Budget (A)	Board Approved Operating Budget (B)	Actuals To Date (C)	Projected Year Totals (D)	Difference (Col B & D) (E)	% Diff Column B & D (F)
Stabilization Arrangements		9750	0.00	0.00		0.00		
Other Commitments		9760	0.00	0.00		0.00		
d) Assigned								
Other Assignments		9780	2,917.11	2,917.11		2,917.11		
e) Unassigned/Unappropriated								
Reserve for Economic Uncertainties		9789	0.00	0.00		0.00		
Unassigned/Unappropriated Amount		9790	0.00	0.00		0.00		
<b>OTHER STATE REVENUE</b>								
Tax Relief Subventions								
Restricted Levies - Other								
Homeowners' Exemptions		8575	0.00	0.00	0.00	0.00	0.00	0.0%
Other Subventions/In-Lieu Taxes		8576	0.00	0.00	0.00	0.00	0.00	0.0%
All Other State Revenue		8590	0.00	0.00	0.00	0.00	0.00	0.0%
TOTAL, OTHER STATE REVENUE			0.00	0.00	0.00	0.00	0.00	0.0%
<b>OTHER LOCAL REVENUE</b>								
County and District Taxes								
Other Restricted Levies								
Secured Roll		8615	0.00	0.00	0.00	0.00	0.00	0.0%
Unsecured Roll		8616	0.00	0.00	0.00	0.00	0.00	0.0%
Prior Years' Taxes		8617	0.00	0.00	0.00	0.00	0.00	0.0%
Supplemental Taxes		8618	0.00	0.00	0.00	0.00	0.00	0.0%
Non-Ad Valorem Taxes								
Parcel Taxes		8621	0.00	0.00	0.00	0.00	0.00	0.0%
Other		8622	0.00	0.00	0.00	0.00	0.00	0.0%
Community Redevelopment Funds Not Subject to LCFF Deduction		8625	0.00	0.00	0.00	0.00	0.00	0.0%
Penalties and Interest from Delinquent Non-LCFF Taxes		8629	0.00	0.00	0.00	0.00	0.00	0.0%
Sales								
Sale of Equipment/Supplies		8631	0.00	0.00	0.00	0.00	0.00	0.0%
Interest		8660	2,500.00	2,500.00	(.37)	2,500.00	0.00	0.0%
Net Increase (Decrease) in the Fair Value of Investments		8662	0.00	0.00	21,073.00	21,073.00	21,073.00	New
Fees and Contracts								
Mitigation/Developer Fees		8681	0.00	0.00	166,276.92	125,000.00	125,000.00	New
Other Local Revenue								
All Other Local Revenue		8699	0.00	0.00	0.00	0.00	0.00	0.0%
All Other Transfers In from All Others		8799	0.00	0.00	0.00	0.00	0.00	0.0%
TOTAL, OTHER LOCAL REVENUE			2,500.00	2,500.00	187,349.55	148,573.00	146,073.00	5,842.9%
<b>TOTAL, REVENUES</b>			2,500.00	2,500.00	187,349.55	148,573.00		
<b>CERTIFICATED SALARIES</b>								
Other Certificated Salaries		1900	0.00	0.00	0.00	0.00	0.00	0.0%
TOTAL, CERTIFICATED SALARIES			0.00	0.00	0.00	0.00	0.00	0.0%
<b>CLASSIFIED SALARIES</b>								
Classified Support Salaries		2200	0.00	0.00	0.00	0.00	0.00	0.0%
Classified Supervisors' and Administrators' Salaries		2300	0.00	0.00	0.00	0.00	0.00	0.0%
Clerical, Technical and Office Salaries		2400	0.00	0.00	0.00	0.00	0.00	0.0%
Other Classified Salaries		2900	0.00	0.00	0.00	0.00	0.00	0.0%



Description	Resource Codes	Object Codes	Original Budget (A)	Board Approved Operating Budget (B)	Actuals To Date (C)	Projected Year Totals (D)	Difference (Col B & D) (E)	% Diff Column B & D (F)
TOTAL, CLASSIFIED SALARIES			0.00	0.00	0.00	0.00	0.00	0.0%
<b>EMPLOYEE BENEFITS</b>								
STRS		3101-3102	0.00	0.00	0.00	0.00	0.00	0.0%
PERS		3201-3202	0.00	0.00	0.00	0.00	0.00	0.0%
OASDI/Medicare/Alternative		3301-3302	0.00	0.00	0.00	0.00	0.00	0.0%
Health and Welfare Benefits		3401-3402	0.00	0.00	0.00	0.00	0.00	0.0%
Unemployment Insurance		3501-3502	0.00	0.00	0.00	0.00	0.00	0.0%
Workers' Compensation		3601-3602	0.00	0.00	0.00	0.00	0.00	0.0%
OPEB, Allocated		3701-3702	0.00	0.00	0.00	0.00	0.00	0.0%
OPEB, Active Employees		3751-3752	0.00	0.00	0.00	0.00	0.00	0.0%
Other Employee Benefits		3901-3902	0.00	0.00	0.00	0.00	0.00	0.0%
TOTAL, EMPLOYEE BENEFITS			0.00	0.00	0.00	0.00	0.00	0.0%
<b>BOOKS AND SUPPLIES</b>								
Approved Textbooks and Core Curricula Materials		4100	0.00	0.00	0.00	0.00	0.00	0.0%
Books and Other Reference Materials		4200	0.00	0.00	0.00	0.00	0.00	0.0%
Materials and Supplies		4300	0.00	0.00	0.00	0.00	0.00	0.0%
Noncapitalized Equipment		4400	0.00	0.00	0.00	0.00	0.00	0.0%
TOTAL, BOOKS AND SUPPLIES			0.00	0.00	0.00	0.00	0.00	0.0%
<b>SERVICES AND OTHER OPERATING EXPENDITURES</b>								
Subagreements for Services		5100	0.00	0.00	0.00	0.00	0.00	0.0%
Travel and Conferences		5200	0.00	0.00	0.00	0.00	0.00	0.0%
Insurance		5400-5450	0.00	0.00	0.00	0.00	0.00	0.0%
Operations and Housekeeping Services		5500	0.00	0.00	0.00	0.00	0.00	0.0%
Rentals, Leases, Repairs, and Noncapitalized Improvements		5600	0.00	0.00	0.00	0.00	0.00	0.0%
Transfers of Direct Costs		5710	0.00	0.00	0.00	0.00	0.00	0.0%
Transfers of Direct Costs - Interfund		5750	0.00	0.00	0.00	0.00	0.00	0.0%
Professional/Consulting Services and Operating Expenditures		5800	0.00	0.00	25,890.00	78,650.00	(78,650.00)	New
Communications		5900	0.00	0.00	0.00	0.00	0.00	0.0%
TOTAL, SERVICES AND OTHER OPERATING EXPENDITURES			0.00	0.00	25,890.00	78,650.00	(78,650.00)	New
<b>CAPITAL OUTLAY</b>								
Land		6100	0.00	0.00	0.00	0.00	0.00	0.0%
Land Improvements		6170	0.00	0.00	42,150.00	43,000.00	(43,000.00)	New
Buildings and Improvements of Buildings		6200	75,000.00	75,000.00	9,000.00	36,100.00	38,900.00	51.9%
Books and Media for New School Libraries or Major Expansion of School Libraries		6300	0.00	0.00	0.00	0.00	0.00	0.0%
Equipment		6400	0.00	0.00	0.00	0.00	0.00	0.0%
Equipment Replacement		6500	0.00	0.00	0.00	0.00	0.00	0.0%
Lease Assets		6600	0.00	0.00	0.00	0.00	0.00	0.0%
Subscription Assets		6700	0.00	0.00	0.00	0.00	0.00	0.0%
TOTAL, CAPITAL OUTLAY			75,000.00	75,000.00	51,150.00	79,100.00	(4,100.00)	-5.5%
<b>OTHER OUTGO (excluding Transfers of Indirect Costs)</b>								
Other Transfers Out								
All Other Transfers Out to All Others		7299	0.00	0.00	0.00	0.00	0.00	0.0%
Debt Service								
Debt Service - Interest		7438	0.00	0.00	0.00	0.00	0.00	0.0%

Description	Resource Codes	Object Codes	Original Budget (A)	Board Approved Operating Budget (B)	Actuals To Date (C)	Projected Year Totals (D)	Difference (Col B & D) (E)	% Diff Column B & D (F)
Other Debt Service - Principal		7439	0.00	0.00	0.00	0.00	0.00	0.0%
TOTAL, OTHER OUTGO (excluding Transfers of Indirect Costs)			0.00	0.00	0.00	0.00	0.00	0.0%
<b>TOTAL, EXPENDITURES</b>			<b>75,000.00</b>	<b>75,000.00</b>	<b>77,040.00</b>	<b>157,750.00</b>		
<b>INTERFUND TRANSFERS</b>								
<b>INTERFUND TRANSFERS IN</b>								
Other Authorized Interfund Transfers In		8919	0.00	0.00	0.00	0.00	0.00	0.0%
(a) TOTAL, INTERFUND TRANSFERS IN			0.00	0.00	0.00	0.00	0.00	0.0%
<b>INTERFUND TRANSFERS OUT</b>								
To: State School Building Fund/County School Facilities Fund		7613	0.00	0.00	0.00	0.00	0.00	0.0%
Other Authorized Interfund Transfers Out		7619	0.00	0.00	0.00	0.00	0.00	0.0%
(b) TOTAL, INTERFUND TRANSFERS OUT			0.00	0.00	0.00	0.00	0.00	0.0%
<b>OTHER SOURCES/USES</b>								
<b>SOURCES</b>								
Proceeds								
Proceeds from Sale/Lease-Purchase of Land/Buildings		8953	0.00	0.00	0.00	0.00	0.00	0.0%
Other Sources								
Transfers from Funds of Lapsed/Reorganized LEAs		8965	0.00	0.00	0.00	0.00	0.00	0.0%
Long-Term Debt Proceeds								
Proceeds from Certificates of Participation		8971	0.00	0.00	0.00	0.00	0.00	0.0%
Proceeds from Leases		8972	0.00	0.00	0.00	0.00	0.00	0.0%
Proceeds from Lease Revenue Bonds		8973	0.00	0.00	0.00	0.00	0.00	0.0%
Proceeds from SBITAs		8974	0.00	0.00	0.00	0.00	0.00	0.0%
All Other Financing Sources		8979	0.00	0.00	0.00	0.00	0.00	0.0%
(c) TOTAL, SOURCES			0.00	0.00	0.00	0.00	0.00	0.0%
<b>USES</b>								
Transfers of Funds from Lapsed/Reorganized LEAs		7651	0.00	0.00	0.00	0.00	0.00	0.0%
All Other Financing Uses		7699	0.00	0.00	0.00	0.00	0.00	0.0%
(d) TOTAL, USES			0.00	0.00	0.00	0.00	0.00	0.0%
<b>CONTRIBUTIONS</b>								
Contributions from Unrestricted Revenues		8980	0.00	0.00	0.00	0.00	0.00	0.0%
Contributions from Restricted Revenues		8990	0.00	0.00	0.00	0.00	0.00	0.0%
(e) TOTAL, CONTRIBUTIONS			0.00	0.00	0.00	0.00	0.00	0.0%
<b>TOTAL, OTHER FINANCING SOURCES/USES</b>								
(a - b + c - d + e)			0.00	0.00	0.00	0.00		

Resource	Description	2023-24 Projected Totals
9010	Other Restricted Local	299,869.50
Total, Restricted Balance		299,869.50

---

***This Page Intentionally Left Blank***

---

---

***COUNTY SCHOOL FACILITIES FUND***

---

---

***This Page Intentionally Left Blank***

---

Description	Resource Codes	Object Codes	Original Budget (A)	Board Approved Operating Budget (B)	Actuals To Date (C)	Projected Year Totals (D)	Difference (Col B & D) (E)	% Diff Column B & D (F)
<b>A. REVENUES</b>								
1) LCFF Sources		8010-8099	0.00	0.00	0.00	0.00	0.00	0.0%
2) Federal Revenue		8100-8299	0.00	0.00	0.00	0.00	0.00	0.0%
3) Other State Revenue		8300-8599	0.00	0.00	3,726,392.00	18,418,448.00	18,418,448.00	New
4) Other Local Revenue		8600-8799	120.00	120.00	12,432.98	12,553.00	12,433.00	10,360.8%
5) TOTAL, REVENUES			120.00	120.00	3,738,824.98	18,431,001.00		
<b>B. EXPENDITURES</b>								
1) Certificated Salaries		1000-1999	0.00	0.00	0.00	0.00	0.00	0.0%
2) Classified Salaries		2000-2999	0.00	0.00	0.00	0.00	0.00	0.0%
3) Employee Benefits		3000-3999	0.00	0.00	0.00	0.00	0.00	0.0%
4) Books and Supplies		4000-4999	0.00	0.00	0.00	0.00	0.00	0.0%
5) Services and Other Operating Expenditures		5000-5999	0.00	0.00	0.00	18,418,448.00	(18,418,448.00)	New
6) Capital Outlay		6000-6999	0.00	0.00	0.00	0.00	0.00	0.0%
7) Other Outgo (excluding Transfers of Indirect Costs)		7100-7299, 7400-7499	0.00	0.00	0.00	0.00	0.00	0.0%
8) Other Outgo - Transfers of Indirect Costs		7300-7399	0.00	0.00	0.00	0.00	0.00	0.0%
9) TOTAL, EXPENDITURES			0.00	0.00	0.00	18,418,448.00		
<b>C. EXCESS (DEFICIENCY) OF REVENUES OVER EXPENDITURES BEFORE OTHER FINANCING SOURCES AND USES (A5 - B9)</b>			120.00	120.00	3,738,824.98	12,553.00		
<b>D. OTHER FINANCING SOURCES/USES</b>								
1) Interfund Transfers								
a) Transfers In		8900-8929	0.00	0.00	0.00	0.00	0.00	0.0%
b) Transfers Out		7600-7629	0.00	0.00	0.00	0.00	0.00	0.0%
2) Other Sources/Uses								
a) Sources		8930-8979	0.00	0.00	0.00	0.00	0.00	0.0%
b) Uses		7630-7699	0.00	0.00	0.00	0.00	0.00	0.0%
3) Contributions		8980-8999	0.00	0.00	0.00	0.00	0.00	0.0%
4) TOTAL, OTHER FINANCING SOURCES/USES			0.00	0.00	0.00	0.00		
<b>E. NET INCREASE (DECREASE) IN FUND BALANCE (C + D4)</b>			120.00	120.00	3,738,824.98	12,553.00		
<b>F. FUND BALANCE, RESERVES</b>								
1) Beginning Fund Balance								
a) As of July 1 - Unaudited		9791	172.21	172.21		172.21	0.00	0.0%
b) Audit Adjustments		9793	0.00	0.00		0.00	0.00	0.0%
c) As of July 1 - Audited (F1a + F1b)			172.21	172.21		172.21		
d) Other Restatements		9795	0.00	0.00		0.00	0.00	0.0%
e) Adjusted Beginning Balance (F1c + F1d)			172.21	172.21		172.21		
2) Ending Balance, June 30 (E + F1e)			292.21	292.21		12,725.21		
Components of Ending Fund Balance								
a) Nonspendable								
Revolving Cash		9711	0.00	0.00		0.00		
Stores		9712	0.00	0.00		0.00		
Prepaid Items		9713	0.00	0.00		0.00		
All Others		9719	0.00	0.00		0.00		
b) Legally Restricted Balance		9740	120.00	120.00		120.00		
c) Committed								

Description	Resource Codes	Object Codes	Original Budget (A)	Board Approved Operating Budget (B)	Actuals To Date (C)	Projected Year Totals (D)	Difference (Col B & D) (E)	% Diff Column B & D (F)
Stabilization Arrangements		9750	0.00	0.00		0.00		
Other Commitments		9760	0.00	0.00		0.00		
d) Assigned								
Other Assignments		9780	172.21	172.21		12,605.21		
e) Unassigned/Unappropriated								
Reserve for Economic Uncertainties		9789	0.00	0.00		0.00		
Unassigned/Unappropriated Amount		9790	0.00	0.00		0.00		
<b>FEDERAL REVENUE</b>								
All Other Federal Revenue		8290	0.00	0.00	0.00	0.00	0.00	0.0%
TOTAL, FEDERAL REVENUE			0.00	0.00	0.00	0.00	0.00	0.0%
<b>OTHER STATE REVENUE</b>								
School Facilities Apportionments		8545	0.00	0.00	3,726,392.00	18,418,448.00	18,418,448.00	New
Pass-Through Revenues from State Sources		8587	0.00	0.00	0.00	0.00	0.00	0.0%
All Other State Revenue		8590	0.00	0.00	0.00	0.00	0.00	0.0%
TOTAL, OTHER STATE REVENUE			0.00	0.00	3,726,392.00	18,418,448.00	18,418,448.00	New
<b>OTHER LOCAL REVENUE</b>								
Sales								
Sale of Equipment/Supplies		8631	0.00	0.00	0.00	0.00	0.00	0.0%
Leases and Rentals		8650	0.00	0.00	0.00	0.00	0.00	0.0%
Interest		8660	120.00	120.00	(.02)	120.00	0.00	0.0%
Net Increase (Decrease) in the Fair Value of Investments		8662	0.00	0.00	12,433.00	12,433.00	12,433.00	New
Other Local Revenue								
All Other Local Revenue		8699	0.00	0.00	0.00	0.00	0.00	0.0%
All Other Transfers In from All Others		8799	0.00	0.00	0.00	0.00	0.00	0.0%
TOTAL, OTHER LOCAL REVENUE			120.00	120.00	12,432.98	12,553.00	12,433.00	10,360.8%
TOTAL, REVENUES			120.00	120.00	3,738,824.98	18,431,001.00		
<b>CLASSIFIED SALARIES</b>								
Classified Support Salaries		2200	0.00	0.00	0.00	0.00	0.00	0.0%
Classified Supervisors' and Administrators' Salaries		2300	0.00	0.00	0.00	0.00	0.00	0.0%
Clerical, Technical and Office Salaries		2400	0.00	0.00	0.00	0.00	0.00	0.0%
Other Classified Salaries		2900	0.00	0.00	0.00	0.00	0.00	0.0%
TOTAL, CLASSIFIED SALARIES			0.00	0.00	0.00	0.00	0.00	0.0%
<b>EMPLOYEE BENEFITS</b>								
STRS		3101-3102	0.00	0.00	0.00	0.00	0.00	0.0%
PERS		3201-3202	0.00	0.00	0.00	0.00	0.00	0.0%
OASDI/Medicare/Alternative		3301-3302	0.00	0.00	0.00	0.00	0.00	0.0%
Health and Welfare Benefits		3401-3402	0.00	0.00	0.00	0.00	0.00	0.0%
Unemployment Insurance		3501-3502	0.00	0.00	0.00	0.00	0.00	0.0%
Workers' Compensation		3601-3602	0.00	0.00	0.00	0.00	0.00	0.0%
OPEB, Allocated		3701-3702	0.00	0.00	0.00	0.00	0.00	0.0%
OPEB, Active Employees		3751-3752	0.00	0.00	0.00	0.00	0.00	0.0%
Other Employee Benefits		3901-3902	0.00	0.00	0.00	0.00	0.00	0.0%
TOTAL, EMPLOYEE BENEFITS			0.00	0.00	0.00	0.00	0.00	0.0%
<b>BOOKS AND SUPPLIES</b>								
Books and Other Reference Materials		4200	0.00	0.00	0.00	0.00	0.00	0.0%



Description	Resource Codes	Object Codes	Original Budget (A)	Board Approved Operating Budget (B)	Actuals To Date (C)	Projected Year Totals (D)	Difference (Col B & D) (E)	% Diff Column B & D (F)
Materials and Supplies		4300	0.00	0.00	0.00	0.00	0.00	0.0%
Noncapitalized Equipment		4400	0.00	0.00	0.00	0.00	0.00	0.0%
TOTAL, BOOKS AND SUPPLIES			0.00	0.00	0.00	0.00	0.00	0.0%
<b>SERVICES AND OTHER OPERATING EXPENDITURES</b>								
Subagreements for Services		5100	0.00	0.00	0.00	0.00	0.00	0.0%
Travel and Conferences		5200	0.00	0.00	0.00	0.00	0.00	0.0%
Insurance		5400-5450	0.00	0.00	0.00	0.00	0.00	0.0%
Operations and Housekeeping Services		5500	0.00	0.00	0.00	0.00	0.00	0.0%
Rentals, Leases, Repairs, and Noncapitalized Improvements		5600	0.00	0.00	0.00	18,418,448.00	(18,418,448.00)	New
Transfers of Direct Costs		5710	0.00	0.00	0.00	0.00	0.00	0.0%
Transfers of Direct Costs - Interfund		5750	0.00	0.00	0.00	0.00	0.00	0.0%
Professional/Consulting Services and Operating Expenditures		5800	0.00	0.00	0.00	0.00	0.00	0.0%
Communications		5900	0.00	0.00	0.00	0.00	0.00	0.0%
TOTAL, SERVICES AND OTHER OPERATING EXPENDITURES			0.00	0.00	0.00	18,418,448.00	(18,418,448.00)	New
<b>CAPITAL OUTLAY</b>								
Land		6100	0.00	0.00	0.00	0.00	0.00	0.0%
Land Improvements		6170	0.00	0.00	0.00	0.00	0.00	0.0%
Buildings and Improvements of Buildings		6200	0.00	0.00	0.00	0.00	0.00	0.0%
Books and Media for New School Libraries or Major Expansion of School Libraries		6300	0.00	0.00	0.00	0.00	0.00	0.0%
Equipment		6400	0.00	0.00	0.00	0.00	0.00	0.0%
Equipment Replacement		6500	0.00	0.00	0.00	0.00	0.00	0.0%
Lease Assets		6600	0.00	0.00	0.00	0.00	0.00	0.0%
Subscription Assets		6700	0.00	0.00	0.00	0.00	0.00	0.0%
TOTAL, CAPITAL OUTLAY			0.00	0.00	0.00	0.00	0.00	0.0%
<b>OTHER OUTGO (excluding Transfers of Indirect Costs)</b>								
Other Transfers Out								
Transfers of Pass-Through Revenues								
To Districts or Charter Schools		7211	0.00	0.00	0.00	0.00	0.00	0.0%
To County Offices		7212	0.00	0.00	0.00	0.00	0.00	0.0%
To JPAs		7213	0.00	0.00	0.00	0.00	0.00	0.0%
All Other Transfers Out to All Others		7299	0.00	0.00	0.00	0.00	0.00	0.0%
Debt Service								
Debt Service - Interest		7438	0.00	0.00	0.00	0.00	0.00	0.0%
Other Debt Service - Principal		7439	0.00	0.00	0.00	0.00	0.00	0.0%
TOTAL, OTHER OUTGO (excluding Transfers of Indirect Costs)			0.00	0.00	0.00	0.00	0.00	0.0%
TOTAL, EXPENDITURES			0.00	0.00	0.00	18,418,448.00		
<b>INTERFUND TRANSFERS</b>								
<b>INTERFUND TRANSFERS IN</b>								
To: State School Building Fund/County School Facilities Fund From: All Other Funds		8913	0.00	0.00	0.00	0.00	0.00	0.0%
Other Authorized Interfund Transfers In		8919	0.00	0.00	0.00	0.00	0.00	0.0%
(a) TOTAL, INTERFUND TRANSFERS IN			0.00	0.00	0.00	0.00	0.00	0.0%

Description	Resource Codes	Object Codes	Original Budget (A)	Board Approved Operating Budget (B)	Actuals To Date (C)	Projected Year Totals (D)	Difference (Col B & D) (E)	% Diff Column B & D (F)
<b>INTERFUND TRANSFERS OUT</b>								
To: State School Building Fund/County School Facilities Fund		7613	0.00	0.00	0.00	0.00	0.00	0.0%
Other Authorized Interfund Transfers Out		7619	0.00	0.00	0.00	0.00	0.00	0.0%
(b) TOTAL, INTERFUND TRANSFERS OUT			0.00	0.00	0.00	0.00	0.00	0.0%
<b>OTHER SOURCES/USES</b>								
<b>SOURCES</b>								
Proceeds								
Proceeds from Sale/Lease-Purchase of Land/Buildings		8953	0.00	0.00	0.00	0.00	0.00	0.0%
Other Sources								
Transfers from Funds of Lapsed/Reorganized LEAs		8965	0.00	0.00	0.00	0.00	0.00	0.0%
Long-Term Debt Proceeds								
Proceeds from Certificates of Participation		8971	0.00	0.00	0.00	0.00	0.00	0.0%
Proceeds from Leases		8972	0.00	0.00	0.00	0.00	0.00	0.0%
Proceeds from Lease Revenue Bonds		8973	0.00	0.00	0.00	0.00	0.00	0.0%
Proceeds from SBITAs		8974	0.00	0.00	0.00	0.00	0.00	0.0%
All Other Financing Sources		8979	0.00	0.00	0.00	0.00	0.00	0.0%
(c) TOTAL, SOURCES			0.00	0.00	0.00	0.00	0.00	0.0%
<b>USES</b>								
Transfers of Funds from Lapsed/Reorganized LEAs		7651	0.00	0.00	0.00	0.00	0.00	0.0%
(d) TOTAL, USES			0.00	0.00	0.00	0.00	0.00	0.0%
<b>CONTRIBUTIONS</b>								
Contributions from Unrestricted Revenues		8980	0.00	0.00	0.00	0.00	0.00	0.0%
Contributions from Restricted Revenues		8990	0.00	0.00	0.00	0.00	0.00	0.0%
(e) TOTAL, CONTRIBUTIONS			0.00	0.00	0.00	0.00	0.00	0.0%
<b>TOTAL, OTHER FINANCING SOURCES/USES</b>								
(a - b + c - d + e)			0.00	0.00	0.00	0.00		

Resource	Description	2023-24 Projected Totals
9010	Other Restricted Local	120.00
Total, Restricted Balance		120.00

---

***This Page Intentionally Left Blank***

---

---

***SPECIAL RESERVE FUND for CAPITAL OUTLAY PROJECTS***

---

---

***This Page Intentionally Left Blank***

---

Description	Resource Codes	Object Codes	Original Budget (A)	Board Approved Operating Budget (B)	Actuals To Date (C)	Projected Year Totals (D)	Difference (Col B & D) (E)	% Diff Column B & D (F)
<b>A. REVENUES</b>								
1) LCFF Sources		8010-8099	0.00	0.00	0.00	0.00	0.00	0.0%
2) Federal Revenue		8100-8299	0.00	0.00	0.00	0.00	0.00	0.0%
3) Other State Revenue		8300-8599	0.00	0.00	0.00	0.00	0.00	0.0%
4) Other Local Revenue		8600-8799	7,000.00	7,000.00	140,615.02	147,567.00	140,567.00	2,008.1%
5) TOTAL, REVENUES			7,000.00	7,000.00	140,615.02	147,567.00		
<b>B. EXPENDITURES</b>								
1) Certificated Salaries		1000-1999	0.00	0.00	0.00	0.00	0.00	0.0%
2) Classified Salaries		2000-2999	0.00	0.00	0.00	0.00	0.00	0.0%
3) Employee Benefits		3000-3999	0.00	0.00	0.00	0.00	0.00	0.0%
4) Books and Supplies		4000-4999	0.00	0.00	0.00	0.00	0.00	0.0%
5) Services and Other Operating Expenditures		5000-5999	150,000.00	150,000.00	980,891.83	2,158,248.00	(2,008,248.00)	-1,338.8%
6) Capital Outlay		6000-6999	86,769.00	86,769.00	184,486.23	200,000.00	(113,231.00)	-130.5%
7) Other Outgo (excluding Transfers of Indirect Costs)		7100-7299,7400-7499	0.00	0.00	0.00	0.00	0.00	0.0%
8) Other Outgo - Transfers of Indirect Costs		7300-7399	0.00	0.00	0.00	0.00	0.00	0.0%
9) TOTAL, EXPENDITURES			236,769.00	236,769.00	1,165,378.06	2,358,248.00		
<b>C. EXCESS (DEFICIENCY) OF REVENUES OVER EXPENDITURES BEFORE OTHER FINANCING SOURCES AND USES (A5 - B9)</b>			(229,769.00)	(229,769.00)	(1,024,763.04)	(2,210,681.00)		
<b>D. OTHER FINANCING SOURCES/USES</b>								
1) Interfund Transfers								
a) Transfers In		8900-8929	350,000.00	350,000.00	0.00	350,000.00	0.00	0.0%
b) Transfers Out		7600-7629	0.00	0.00	0.00	0.00	0.00	0.0%
2) Other Sources/Uses								
a) Sources		8930-8979	0.00	0.00	0.00	0.00	0.00	0.0%
b) Uses		7630-7699	0.00	0.00	0.00	0.00	0.00	0.0%
3) Contributions		8980-8999	0.00	0.00	0.00	0.00	0.00	0.0%
4) TOTAL, OTHER FINANCING SOURCES/USES			350,000.00	350,000.00	0.00	350,000.00		
<b>E. NET INCREASE (DECREASE) IN FUND BALANCE (C + D4)</b>			120,231.00	120,231.00	(1,024,763.04)	(1,860,681.00)		
<b>F. FUND BALANCE, RESERVES</b>								
1) Beginning Fund Balance								
a) As of July 1 - Unaudited		9791	3,077,614.06	3,077,614.06		3,077,614.06	0.00	0.0%
b) Audit Adjustments		9793	0.00	0.00		0.00	0.00	0.0%
c) As of July 1 - Audited (F1a + F1b)			3,077,614.06	3,077,614.06		3,077,614.06		
d) Other Restatements		9795	0.00	0.00		0.00	0.00	0.0%
e) Adjusted Beginning Balance (F1c + F1d)			3,077,614.06	3,077,614.06		3,077,614.06		
2) Ending Balance, June 30 (E + F1e)			3,197,845.06	3,197,845.06		1,216,933.06		
Components of Ending Fund Balance								
a) Nonspendable								
Revolving Cash		9711	0.00	0.00		0.00		
Stores		9712	0.00	0.00		0.00		
Prepaid Items		9713	0.00	0.00		0.00		
All Others		9719	0.00	0.00		0.00		
b) Legally Restricted Balance		9740	3,180,136.54	3,180,136.54		1,199,224.54		

Description	Resource Codes	Object Codes	Original Budget (A)	Board Approved Operating Budget (B)	Actuals To Date (C)	Projected Year Totals (D)	Difference (Col B & D) (E)	% Diff Column B & D (F)
c) Committed								
Stabilization Arrangements		9750	0.00	0.00		0.00		
Other Commitments		9760	0.00	0.00		0.00		
d) Assigned								
Other Assignments		9780	17,708.52	17,708.52		17,708.52		
e) Unassigned/Unappropriated								
Reserve for Economic Uncertainties		9789	0.00	0.00		0.00		
Unassigned/Unappropriated Amount		9790	0.00	0.00		0.00		
<b>FEDERAL REVENUE</b>								
FEMA		8281	0.00	0.00	0.00	0.00	0.00	0.0%
All Other Federal Revenue		8290	0.00	0.00	0.00	0.00	0.00	0.0%
TOTAL, FEDERAL REVENUE			0.00	0.00	0.00	0.00	0.00	0.0%
<b>OTHER STATE REVENUE</b>								
Pass-Through Revenues from State Sources		8587	0.00	0.00	0.00	0.00	0.00	0.0%
California Clean Energy Jobs Act	6230	8590	0.00	0.00	0.00	0.00	0.00	0.0%
All Other State Revenue	All Other	8590	0.00	0.00	0.00	0.00	0.00	0.0%
TOTAL, OTHER STATE REVENUE			0.00	0.00	0.00	0.00	0.00	0.0%
<b>OTHER LOCAL REVENUE</b>								
Other Local Revenue								
Community Redevelopment Funds Not Subject to LCFF Deduction		8625	0.00	0.00	0.00	0.00	0.00	0.0%
Sales								
Sale of Equipment/Supplies		8631	0.00	0.00	0.00	0.00	0.00	0.0%
Leases and Rentals		8650	0.00	0.00	0.00	0.00	0.00	0.0%
Interest		8660	7,000.00	7,000.00	48.02	7,000.00	0.00	0.0%
Net Increase (Decrease) in the Fair Value of Investments		8662	0.00	0.00	140,567.00	140,567.00	140,567.00	New
Other Local Revenue								
All Other Local Revenue		8699	0.00	0.00	0.00	0.00	0.00	0.0%
All Other Transfers In from All Others		8799	0.00	0.00	0.00	0.00	0.00	0.0%
TOTAL, OTHER LOCAL REVENUE			7,000.00	7,000.00	140,615.02	147,567.00	140,567.00	2,008.1%
<b>TOTAL, REVENUES</b>			<b>7,000.00</b>	<b>7,000.00</b>	<b>140,615.02</b>	<b>147,567.00</b>		
<b>CLASSIFIED SALARIES</b>								
Classified Support Salaries		2200	0.00	0.00	0.00	0.00	0.00	0.0%
Classified Supervisors' and Administrators' Salaries		2300	0.00	0.00	0.00	0.00	0.00	0.0%
Clerical, Technical and Office Salaries		2400	0.00	0.00	0.00	0.00	0.00	0.0%
Other Classified Salaries		2900	0.00	0.00	0.00	0.00	0.00	0.0%
TOTAL, CLASSIFIED SALARIES			0.00	0.00	0.00	0.00	0.00	0.0%
<b>EMPLOYEE BENEFITS</b>								
STRS		3101-3102	0.00	0.00	0.00	0.00	0.00	0.0%
PERS		3201-3202	0.00	0.00	0.00	0.00	0.00	0.0%
OASDI/Medicare/Alternative		3301-3302	0.00	0.00	0.00	0.00	0.00	0.0%
Health and Welfare Benefits		3401-3402	0.00	0.00	0.00	0.00	0.00	0.0%
Unemployment Insurance		3501-3502	0.00	0.00	0.00	0.00	0.00	0.0%
Workers' Compensation		3601-3602	0.00	0.00	0.00	0.00	0.00	0.0%
OPEB, Allocated		3701-3702	0.00	0.00	0.00	0.00	0.00	0.0%



Description	Resource Codes	Object Codes	Original Budget (A)	Board Approved Operating Budget (B)	Actuals To Date (C)	Projected Year Totals (D)	Difference (Col B & D) (E)	% Diff Column B & D (F)
OPEB, Active Employees		3751-3752	0.00	0.00	0.00	0.00	0.00	0.0%
Other Employee Benefits		3901-3902	0.00	0.00	0.00	0.00	0.00	0.0%
TOTAL, EMPLOYEE BENEFITS			0.00	0.00	0.00	0.00	0.00	0.0%
<b>BOOKS AND SUPPLIES</b>								
Books and Other Reference Materials		4200	0.00	0.00	0.00	0.00	0.00	0.0%
Materials and Supplies		4300	0.00	0.00	0.00	0.00	0.00	0.0%
Noncapitalized Equipment		4400	0.00	0.00	0.00	0.00	0.00	0.0%
TOTAL, BOOKS AND SUPPLIES			0.00	0.00	0.00	0.00	0.00	0.0%
<b>SERVICES AND OTHER OPERATING EXPENDITURES</b>								
Subagreements for Services		5100	0.00	0.00	0.00	0.00	0.00	0.0%
Travel and Conferences		5200	0.00	0.00	0.00	0.00	0.00	0.0%
Insurance		5400-5450	0.00	0.00	0.00	0.00	0.00	0.0%
Operations and Housekeeping Services		5500	0.00	0.00	0.00	0.00	0.00	0.0%
Rentals, Leases, Repairs, and Noncapitalized Improvements		5600	150,000.00	150,000.00	975,391.83	2,152,748.00	(2,002,748.00)	-1,335.2%
Transfers of Direct Costs		5710	0.00	0.00	0.00	0.00	0.00	0.0%
Transfers of Direct Costs - Interfund		5750	0.00	0.00	0.00	0.00	0.00	0.0%
Professional/Consulting Services and Operating Expenditures		5800	0.00	0.00	5,500.00	5,500.00	(5,500.00)	New
Communications		5900	0.00	0.00	0.00	0.00	0.00	0.0%
TOTAL, SERVICES AND OTHER OPERATING EXPENDITURES			150,000.00	150,000.00	980,891.83	2,158,248.00	(2,008,248.00)	-1,338.8%
<b>CAPITAL OUTLAY</b>								
Land		6100	0.00	0.00	0.00	0.00	0.00	0.0%
Land Improvements		6170	0.00	0.00	0.00	0.00	0.00	0.0%
Buildings and Improvements of Buildings		6200	0.00	0.00	184,486.23	200,000.00	(200,000.00)	New
Books and Media for New School Libraries or Major Expansion of School Libraries		6300	0.00	0.00	0.00	0.00	0.00	0.0%
Equipment		6400	86,769.00	86,769.00	0.00	0.00	86,769.00	100.0%
Equipment Replacement		6500	0.00	0.00	0.00	0.00	0.00	0.0%
Lease Assets		6600	0.00	0.00	0.00	0.00	0.00	0.0%
Subscription Assets		6700	0.00	0.00	0.00	0.00	0.00	0.0%
TOTAL, CAPITAL OUTLAY			86,769.00	86,769.00	184,486.23	200,000.00	(113,231.00)	-130.5%
<b>OTHER OUTGO (excluding Transfers of Indirect Costs)</b>								
Other Transfers Out								
Transfers of Pass-Through Revenues								
To Districts or Charter Schools		7211	0.00	0.00	0.00	0.00	0.00	0.0%
To County Offices		7212	0.00	0.00	0.00	0.00	0.00	0.0%
To JPAs		7213	0.00	0.00	0.00	0.00	0.00	0.0%
All Other Transfers Out to All Others		7299	0.00	0.00	0.00	0.00	0.00	0.0%
Debt Service								
Debt Service - Interest		7438	0.00	0.00	0.00	0.00	0.00	0.0%
Other Debt Service - Principal		7439	0.00	0.00	0.00	0.00	0.00	0.0%
TOTAL, OTHER OUTGO (excluding Transfers of Indirect Costs)			0.00	0.00	0.00	0.00	0.00	0.0%
TOTAL, EXPENDITURES			236,769.00	236,769.00	1,165,378.06	2,358,248.00		
<b>INTERFUND TRANSFERS</b>								

Description	Resource Codes	Object Codes	Original Budget (A)	Board Approved Operating Budget (B)	Actuals To Date (C)	Projected Year Totals (D)	Difference (Col B & D) (E)	% Diff Column B & D (F)
<b>INTERFUND TRANSFERS IN</b>								
From: General Fund/CSSF		8912	0.00	0.00	0.00	0.00	0.00	0.0%
Other Authorized Interfund Transfers In		8919	350,000.00	350,000.00	0.00	350,000.00	0.00	0.0%
(a) TOTAL, INTERFUND TRANSFERS IN			350,000.00	350,000.00	0.00	350,000.00	0.00	0.0%
<b>INTERFUND TRANSFERS OUT</b>								
To: General Fund/CSSF		7612	0.00	0.00	0.00	0.00	0.00	0.0%
To: State School Building Fund/County School Facilities Fund		7613	0.00	0.00	0.00	0.00	0.00	0.0%
Other Authorized Interfund Transfers Out		7619	0.00	0.00	0.00	0.00	0.00	0.0%
(b) TOTAL, INTERFUND TRANSFERS OUT			0.00	0.00	0.00	0.00	0.00	0.0%
<b>OTHER SOURCES/USES</b>								
<b>SOURCES</b>								
Proceeds								
Proceeds from Sale/Lease-Purchase of Land/Buildings		8953	0.00	0.00	0.00	0.00	0.00	0.0%
Other Sources								
Transfers from Funds of Lapsed/Reorganized LEAs		8965	0.00	0.00	0.00	0.00	0.00	0.0%
Long-Term Debt Proceeds								
Proceeds from Certificates of Participation		8971	0.00	0.00	0.00	0.00	0.00	0.0%
Proceeds from Leases		8972	0.00	0.00	0.00	0.00	0.00	0.0%
Proceeds from Lease Revenue Bonds		8973	0.00	0.00	0.00	0.00	0.00	0.0%
Proceeds from SBITAs		8974	0.00	0.00	0.00	0.00	0.00	0.0%
All Other Financing Sources		8979	0.00	0.00	0.00	0.00	0.00	0.0%
(c) TOTAL, SOURCES			0.00	0.00	0.00	0.00	0.00	0.0%
<b>USES</b>								
Transfers of Funds from Lapsed/Reorganized LEAs		7651	0.00	0.00	0.00	0.00	0.00	0.0%
All Other Financing Uses		7699	0.00	0.00	0.00	0.00	0.00	0.0%
(d) TOTAL, USES			0.00	0.00	0.00	0.00	0.00	0.0%
<b>CONTRIBUTIONS</b>								
Contributions from Unrestricted Revenues		8980	0.00	0.00	0.00	0.00	0.00	0.0%
Contributions from Restricted Revenues		8990	0.00	0.00	0.00	0.00	0.00	0.0%
(e) TOTAL, CONTRIBUTIONS			0.00	0.00	0.00	0.00	0.00	0.0%
<b>TOTAL, OTHER FINANCING SOURCES/USES</b>								
(a - b + c - d + e)			350,000.00	350,000.00	0.00	350,000.00		

Resource	Description	2023-24 Projected Totals
6230	California Clean Energy Jobs Act	7,210.20
9010	Other Restricted Local	1,192,014.34
Total, Restricted Balance		1,199,224.54

---

***This Page Intentionally Left Blank***

---

---

***BOND INTEREST and REDEMPTION FUND***

---

---

***This Page Intentionally Left Blank***

---

Description	Resource Codes	Object Codes	Original Budget (A)	Board Approved Operating Budget (B)	Actuals To Date (C)	Projected Year Totals (D)	Difference (Col B & D) (E)	% Diff Column B & D (F)
<b>A. REVENUES</b>								
1) LCFF Sources		8010-8099	0.00	0.00	0.00	0.00	0.00	0.0%
2) Federal Revenue		8100-8299	0.00	0.00	0.00	0.00	0.00	0.0%
3) Other State Revenue		8300-8599	0.00	0.00	0.00	0.00	0.00	0.0%
4) Other Local Revenue		8600-8799	0.00	0.00	0.00	4,391,893.00	4,391,893.00	New
5) TOTAL, REVENUES			0.00	0.00	0.00	4,391,893.00		
<b>B. EXPENDITURES</b>								
1) Certificated Salaries		1000-1999	0.00	0.00	0.00	0.00	0.00	0.0%
2) Classified Salaries		2000-2999	0.00	0.00	0.00	0.00	0.00	0.0%
3) Employee Benefits		3000-3999	0.00	0.00	0.00	0.00	0.00	0.0%
4) Books and Supplies		4000-4999	0.00	0.00	0.00	0.00	0.00	0.0%
5) Services and Other Operating Expenditures		5000-5999	0.00	0.00	0.00	0.00	0.00	0.0%
6) Capital Outlay		6000-6999	0.00	0.00	0.00	0.00	0.00	0.0%
7) Other Outgo (excluding Transfers of Indirect Costs)		7100-7299, 7400-7499	0.00	0.00	0.00	4,510,328.00	(4,510,328.00)	New
8) Other Outgo - Transfers of Indirect Costs		7300-7399	0.00	0.00	0.00	0.00	0.00	0.0%
9) TOTAL, EXPENDITURES			0.00	0.00	0.00	4,510,328.00		
<b>C. EXCESS (DEFICIENCY) OF REVENUES OVER EXPENDITURES BEFORE OTHER FINANCING SOURCES AND USES (A5 - B9)</b>			0.00	0.00	0.00	(118,435.00)		
<b>D. OTHER FINANCING SOURCES/USES</b>								
1) Interfund Transfers								
a) Transfers In		8900-8929	0.00	0.00	0.00	0.00	0.00	0.0%
b) Transfers Out		7600-7629	0.00	0.00	0.00	0.00	0.00	0.0%
2) Other Sources/Uses								
a) Sources		8930-8979	0.00	0.00	0.00	0.00	0.00	0.0%
b) Uses		7630-7699	0.00	0.00	0.00	0.00	0.00	0.0%
3) Contributions		8980-8999	0.00	0.00	0.00	0.00	0.00	0.0%
4) TOTAL, OTHER FINANCING SOURCES/USES			0.00	0.00	0.00	0.00		
<b>E. NET INCREASE (DECREASE) IN FUND BALANCE (C + D4)</b>			0.00	0.00	0.00	(118,435.00)		
<b>F. FUND BALANCE, RESERVES</b>								
1) Beginning Fund Balance								
a) As of July 1 - Unaudited		9791	2,803,127.00	2,803,127.00		8,924,021.00	6,120,894.00	218.4%
b) Audit Adjustments		9793	0.00	0.00		(431,282.00)	(431,282.00)	New
c) As of July 1 - Audited (F1a + F1b)			2,803,127.00	2,803,127.00		8,492,739.00		
d) Other Restatements		9795	0.00	0.00		(4,195,000.00)	(4,195,000.00)	New
e) Adjusted Beginning Balance (F1c + F1d)			2,803,127.00	2,803,127.00		4,297,739.00		
2) Ending Balance, June 30 (E + F1e)			2,803,127.00	2,803,127.00		4,179,304.00		
Components of Ending Fund Balance								
a) Nonspendable								
Revolving Cash		9711	0.00	0.00		0.00		
Stores		9712	0.00	0.00		0.00		
Prepaid Items		9713	0.00	0.00		0.00		
All Others		9719	0.00	0.00		0.00		
b) Legally Restricted Balance								
c) Committed		9740	0.00	0.00		0.00		

Description	Resource Codes	Object Codes	Original Budget (A)	Board Approved Operating Budget (B)	Actuals To Date (C)	Projected Year Totals (D)	Difference (Col B & D) (E)	% Diff Column B & D (F)
Stabilization Arrangements		9750	0.00	0.00		0.00		
Other Commitments		9760	0.00	0.00		0.00		
d) Assigned								
Other Assignments		9780	2,803,127.00	2,803,127.00		4,179,304.00		
e) Unassigned/Unappropriated								
Reserve for Economic Uncertainties		9789	0.00	0.00		0.00		
Unassigned/Unappropriated Amount		9790	0.00	0.00		0.00		
<b>FEDERAL REVENUE</b>								
All Other Federal Revenue		8290	0.00	0.00	0.00	0.00	0.00	0.0%
TOTAL, FEDERAL REVENUE			0.00	0.00	0.00	0.00	0.00	0.0%
<b>OTHER STATE REVENUE</b>								
Tax Relief Subventions								
Voted Indebtedness Levies								
Homeowners' Exemptions		8571	0.00	0.00	0.00	0.00	0.00	0.0%
Other Subventions/In-Lieu Taxes		8572	0.00	0.00	0.00	0.00	0.00	0.0%
TOTAL, OTHER STATE REVENUE			0.00	0.00	0.00	0.00	0.00	0.0%
<b>OTHER LOCAL REVENUE</b>								
County and District Taxes								
Voted Indebtedness Levies								
Secured Roll		8611	0.00	0.00	0.00	4,176,677.00	4,176,677.00	New
Unsecured Roll		8612	0.00	0.00	0.00	45,830.00	45,830.00	New
Prior Years' Taxes		8613	0.00	0.00	0.00	85,737.00	85,737.00	New
Supplemental Taxes		8614	0.00	0.00	0.00	47,695.00	47,695.00	New
Penalties and Interest from Delinquent Non-LCFF Taxes		8629	0.00	0.00	0.00	0.00	0.00	0.0%
Interest		8660	0.00	0.00	0.00	35,954.00	35,954.00	New
Net Increase (Decrease) in the Fair Value of Investments		8662	0.00	0.00	0.00	0.00	0.00	0.0%
Other Local Revenue								
All Other Local Revenue		8699	0.00	0.00	0.00	0.00	0.00	0.0%
All Other Transfers In from All Others		8799	0.00	0.00	0.00	0.00	0.00	0.0%
TOTAL, OTHER LOCAL REVENUE			0.00	0.00	0.00	4,391,893.00	4,391,893.00	New
TOTAL, REVENUES			0.00	0.00	0.00	4,391,893.00		
<b>OTHER OUTGO (excluding Transfers of Indirect Costs)</b>								
Debt Service								
Bond Redemptions		7433	0.00	0.00	0.00	2,420,000.00	(2,420,000.00)	New
Bond Interest and Other Service Charges		7434	0.00	0.00	0.00	2,090,328.00	(2,090,328.00)	New
Debt Service - Interest		7438	0.00	0.00	0.00	0.00	0.00	0.0%
Other Debt Service - Principal		7439	0.00	0.00	0.00	0.00	0.00	0.0%
TOTAL, OTHER OUTGO (excluding Transfers of Indirect Costs)			0.00	0.00	0.00	4,510,328.00	(4,510,328.00)	New
TOTAL, EXPENDITURES			0.00	0.00	0.00	4,510,328.00		
<b>INTERFUND TRANSFERS</b>								
<b>INTERFUND TRANSFERS IN</b>								
Other Authorized Interfund Transfers In		8919	0.00	0.00	0.00	0.00	0.00	0.0%
(a) TOTAL, INTERFUND TRANSFERS IN			0.00	0.00	0.00	0.00	0.00	0.0%
<b>INTERFUND TRANSFERS OUT</b>								



Description	Resource Codes	Object Codes	Original Budget (A)	Board Approved Operating Budget (B)	Actuals To Date (C)	Projected Year Totals (D)	Difference (Col B & D) (E)	% Diff Column B & D (F)
To: General Fund		7614	0.00	0.00	0.00	0.00	0.00	0.0%
Other Authorized Interfund Transfers Out		7619	0.00	0.00	0.00	0.00	0.00	0.0%
(b) TOTAL, INTERFUND TRANSFERS OUT			0.00	0.00	0.00	0.00	0.00	0.0%
<b>OTHER SOURCES/USES</b>								
<b>SOURCES</b>								
Other Sources								
Transfers from Funds of Lapsed/Reorganized LEAs		8965	0.00	0.00	0.00	0.00	0.00	0.0%
All Other Financing Sources		8979	0.00	0.00	0.00	0.00	0.00	0.0%
(c) TOTAL, SOURCES			0.00	0.00	0.00	0.00	0.00	0.0%
<b>USES</b>								
Transfers of Funds from Lapsed/Reorganized LEAs		7651	0.00	0.00	0.00	0.00	0.00	0.0%
All Other Financing Uses		7699	0.00	0.00	0.00	0.00	0.00	0.0%
(d) TOTAL, USES			0.00	0.00	0.00	0.00	0.00	0.0%
<b>CONTRIBUTIONS</b>								
Contributions from Unrestricted Revenues		8980	0.00	0.00	0.00	0.00	0.00	0.0%
Contributions from Restricted Revenues		8990	0.00	0.00	0.00	0.00	0.00	0.0%
(e) TOTAL, CONTRIBUTIONS			0.00	0.00	0.00	0.00	0.00	0.0%
<b>TOTAL, OTHER FINANCING SOURCES/USES</b>								
(a - b + c - d + e)			0.00	0.00	0.00	0.00		

Resource	Description	2023-24 Projected Totals
Total, Restricted Balance		0.00

---

***DEBT SERVICE FUND***

---

---

***This Page Intentionally Left Blank***

---

Description	Resource Codes	Object Codes	Original Budget (A)	Board Approved Operating Budget (B)	Actuals To Date (C)	Projected Year Totals (D)	Difference (Col B & D) (E)	% Diff Column B & D (F)
<b>A. REVENUES</b>								
1) LCFF Sources		8010-8099	0.00	0.00	0.00	0.00	0.00	0.0%
2) Federal Revenue		8100-8299	0.00	0.00	0.00	0.00	0.00	0.0%
3) Other State Revenue		8300-8599	0.00	0.00	0.00	0.00	0.00	0.0%
4) Other Local Revenue		8600-8799	50.00	50.00	315.99	366.00	316.00	632.0%
5) TOTAL, REVENUES			50.00	50.00	315.99	366.00		
<b>B. EXPENDITURES</b>								
1) Certificated Salaries		1000-1999	0.00	0.00	0.00	0.00	0.00	0.0%
2) Classified Salaries		2000-2999	0.00	0.00	0.00	0.00	0.00	0.0%
3) Employee Benefits		3000-3999	0.00	0.00	0.00	0.00	0.00	0.0%
4) Books and Supplies		4000-4999	0.00	0.00	0.00	0.00	0.00	0.0%
5) Services and Other Operating Expenditures		5000-5999	0.00	0.00	0.00	0.00	0.00	0.0%
6) Capital Outlay		6000-6999	0.00	0.00	0.00	0.00	0.00	0.0%
7) Other Outgo (excluding Transfers of Indirect Costs)		7100-7299,7400-7499	0.00	0.00	0.00	0.00	0.00	0.0%
8) Other Outgo - Transfers of Indirect Costs		7300-7399	0.00	0.00	0.00	0.00	0.00	0.0%
9) TOTAL, EXPENDITURES			0.00	0.00	0.00	0.00		
<b>C. EXCESS (DEFICIENCY) OF REVENUES OVER EXPENDITURES BEFORE OTHER FINANCING SOURCES AND USES (A5 - B9)</b>			50.00	50.00	315.99	366.00		
<b>D. OTHER FINANCING SOURCES/USES</b>								
1) Interfund Transfers								
a) Transfers In		8900-8929	0.00	0.00	0.00	0.00	0.00	0.0%
b) Transfers Out		7600-7629	0.00	0.00	0.00	0.00	0.00	0.0%
2) Other Sources/Uses								
a) Sources		8930-8979	0.00	0.00	0.00	0.00	0.00	0.0%
b) Uses		7630-7699	0.00	0.00	0.00	0.00	0.00	0.0%
3) Contributions		8980-8999	0.00	0.00	0.00	0.00	0.00	0.0%
4) TOTAL, OTHER FINANCING SOURCES/USES			0.00	0.00	0.00	0.00		
<b>E. NET INCREASE (DECREASE) IN FUND BALANCE (C + D4)</b>			50.00	50.00	315.99	366.00		
<b>F. FUND BALANCE, RESERVES</b>								
1) Beginning Fund Balance								
a) As of July 1 - Unaudited		9791	6,276.05	6,276.05		6,276.05	0.00	0.0%
b) Audit Adjustments		9793	0.00	0.00		0.00	0.00	0.0%
c) As of July 1 - Audited (F1a + F1b)			6,276.05	6,276.05		6,276.05		
d) Other Restatements		9795	0.00	0.00		0.00	0.00	0.0%
e) Adjusted Beginning Balance (F1c + F1d)			6,276.05	6,276.05		6,276.05		
2) Ending Balance, June 30 (E + F1e)			6,326.05	6,326.05		6,642.05		
Components of Ending Fund Balance								
a) Nonspendable								
Revolving Cash		9711	0.00	0.00		0.00		
Stores		9712	0.00	0.00		0.00		
Prepaid Items		9713	0.00	0.00		0.00		
All Others		9719	0.00	0.00		0.00		
b) Legally Restricted Balance								
c) Committed		9740	0.00	0.00		0.00		

Description	Resource Codes	Object Codes	Original Budget (A)	Board Approved Operating Budget (B)	Actuals To Date (C)	Projected Year Totals (D)	Difference (Col B & D) (E)	% Diff Column B & D (F)
Stabilization Arrangements		9750	0.00	0.00		0.00		
Other Commitments		9760	0.00	0.00		0.00		
d) Assigned								
Other Assignments		9780	6,326.05	6,326.05		6,642.05		
e) Unassigned/Unappropriated								
Reserve for Economic Uncertainties		9789	0.00	0.00		0.00		
Unassigned/Unappropriated Amount		9790	0.00	0.00		0.00		
<b>FEDERAL REVENUE</b>								
All Other Federal Revenue		8290	0.00	0.00	0.00	0.00	0.00	0.0%
TOTAL, FEDERAL REVENUE			0.00	0.00	0.00	0.00	0.00	0.0%
<b>OTHER STATE REVENUE</b>								
All Other State Revenue		8590	0.00	0.00	0.00	0.00	0.00	0.0%
TOTAL, OTHER STATE REVENUE			0.00	0.00	0.00	0.00	0.00	0.0%
<b>OTHER LOCAL REVENUE</b>								
Interest		8660	50.00	50.00	(.01)	50.00	0.00	0.0%
Net Increase (Decrease) in the Fair Value of Investments		8662	0.00	0.00	316.00	316.00	316.00	New
Other Local Revenue								
All Other Local Revenue		8699	0.00	0.00	0.00	0.00	0.00	0.0%
TOTAL, OTHER LOCAL REVENUE			50.00	50.00	315.99	366.00	316.00	632.0%
TOTAL, REVENUES			50.00	50.00	315.99	366.00		
<b>OTHER OUTGO (excluding Transfers of Indirect Costs)</b>								
Debt Service								
Debt Service - Interest		7438	0.00	0.00	0.00	0.00	0.00	0.0%
Other Debt Service - Principal		7439	0.00	0.00	0.00	0.00	0.00	0.0%
TOTAL, OTHER OUTGO (excluding Transfers of Indirect Costs)			0.00	0.00	0.00	0.00	0.00	0.0%
TOTAL, EXPENDITURES			0.00	0.00	0.00	0.00		
<b>INTERFUND TRANSFERS</b>								
<b>INTERFUND TRANSFERS IN</b>								
Other Authorized Interfund Transfers In		8919	0.00	0.00	0.00	0.00	0.00	0.0%
(a) TOTAL, INTERFUND TRANSFERS IN			0.00	0.00	0.00	0.00	0.00	0.0%
<b>INTERFUND TRANSFERS OUT</b>								
Other Authorized Interfund Transfers Out		7619	0.00	0.00	0.00	0.00	0.00	0.0%
(b) TOTAL, INTERFUND TRANSFERS OUT			0.00	0.00	0.00	0.00	0.00	0.0%
<b>OTHER SOURCES/USES</b>								
<b>SOURCES</b>								
Other Sources								
Transfers from Funds of Lapsed/Reorganized LEAs		8965	0.00	0.00	0.00	0.00	0.00	0.0%
Long-Term Debt Proceeds								
Proceeds from Certificates of Participation		8971	0.00	0.00	0.00	0.00	0.00	0.0%
All Other Financing Sources		8979	0.00	0.00	0.00	0.00	0.00	0.0%
(c) TOTAL, SOURCES			0.00	0.00	0.00	0.00	0.00	0.0%
<b>USES</b>								
Transfers of Funds from Lapsed/Reorganized LEAs		7651	0.00	0.00	0.00	0.00	0.00	0.0%
All Other Financing Uses		7699	0.00	0.00	0.00	0.00	0.00	0.0%
(d) TOTAL, USES			0.00	0.00	0.00	0.00	0.00	0.0%
<b>CONTRIBUTIONS</b>								

Description	Resource Codes	Object Codes	Original Budget (A)	Board Approved Operating Budget (B)	Actuals To Date (C)	Projected Year Totals (D)	Difference (Col B & D) (E)	% Diff Column B & D (F)
Contributions from Unrestricted Revenues		8980	0.00	0.00	0.00	0.00	0.00	0.0%
Contributions from Restricted Revenues		8990	0.00	0.00	0.00	0.00	0.00	0.0%
(e) TOTAL, CONTRIBUTIONS			0.00	0.00	0.00	0.00	0.00	0.0%
TOTAL, OTHER FINANCING SOURCES/USES (a - b + c - d + e)			0.00	0.00	0.00	0.00		

Resource	Description	2023-24 Projected Totals
Total, Restricted Balance		0.00



---

***MULTIYEAR PROJECTIONS – GENERAL FUND***

---

---

***This Page Intentionally Left Blank***

---

Description	Object Codes	Projected Year Totals (Form 011) (A)	% Change (Cols. C-A/A) (B)	2024-25 Projection (C)	% Change (Cols. E-C/C) (D)	2025-26 Projection (E)
(Enter projections for subsequent years 1 and 2 in Columns C and E; current year - Column A - is extracted)						
<b>A. REVENUES AND OTHER FINANCING SOURCES</b>						
1. LCFF/Revenue Limit Sources	8010-8099	50,406,666.00	(1.80%)	49,498,554.00	.04%	49,519,940.00
2. Federal Revenues	8100-8299	0.00	0.00%	0.00	0.00%	0.00
3. Other State Revenues	8300-8599	1,107,421.00	0.00%	1,107,421.00	0.00%	1,107,421.00
4. Other Local Revenues	8600-8799	2,194,212.00	0.00%	2,194,212.00	(.07%)	2,192,587.00
5. Other Financing Sources						
a. Transfers In	8900-8929	0.00	0.00%	0.00	0.00%	0.00
b. Other Sources	8930-8979	0.00	0.00%	0.00	0.00%	0.00
c. Contributions	8980-8999	(9,420,848.00)	(.35%)	(9,387,957.00)	(.13%)	(9,375,991.00)
6. Total (Sum lines A1 thru A5c)		44,287,451.00	(1.98%)	43,412,230.00	.07%	43,443,957.00
<b>B. EXPENDITURES AND OTHER FINANCING USES</b>						
1. Certificated Salaries						
a. Base Salaries				21,568,415.00		21,344,789.00
b. Step & Column Adjustment				315,714.00		311,889.00
c. Cost-of-Living Adjustment				0.00		0.00
d. Other Adjustments				(539,340.00)		(395,040.00)
e. Total Certificated Salaries (Sum lines B1a thru B1d)	1000-1999	21,568,415.00	(1.04%)	21,344,789.00	(.39%)	21,261,638.00
2. Classified Salaries						
a. Base Salaries				5,431,141.00		5,670,752.00
b. Step & Column Adjustment				166,258.00		165,779.00
c. Cost-of-Living Adjustment				0.00		0.00
d. Other Adjustments				73,353.00		0.00
e. Total Classified Salaries (Sum lines B2a thru B2d)	2000-2999	5,431,141.00	4.41%	5,670,752.00	2.92%	5,836,531.00
3. Employee Benefits	3000-3999	11,878,636.00	(1.15%)	11,741,596.00	(1.33%)	11,585,833.00
4. Books and Supplies	4000-4999	3,766,816.00	(55.19%)	1,687,852.00	2.64%	1,732,411.00
5. Services and Other Operating Expenditures	5000-5999	4,948,449.00	29.14%	6,390,593.00	(9.34%)	5,793,653.00
6. Capital Outlay	6000-6999	0.00	0.00%	0.00	0.00%	0.00
7. Other Outgo (excluding Transfers of Indirect Costs)	7100-7299, 7400-7499	8,200.00	(100.00%)	0.00	0.00%	0.00
8. Other Outgo - Transfers of Indirect Costs	7300-7399	(340,466.00)	0.00%	(340,466.00)	0.00%	(340,466.00)
9. Other Financing Uses						
a. Transfers Out	7600-7629	0.00	0.00%	0.00	0.00%	0.00
b. Other Uses	7630-7699	0.00	0.00%	0.00	0.00%	0.00
10. Other Adjustments (Explain in Section F below)				0.00		0.00
11. Total (Sum lines B1 thru B10)		47,261,191.00	(1.62%)	46,495,116.00	(1.35%)	45,869,600.00
<b>C. NET INCREASE (DECREASE) IN FUND BALANCE</b>						
(Line A6 minus line B11)		(2,973,740.00)		(3,082,886.00)		(2,425,643.00)
<b>D. FUND BALANCE</b>						
1. Net Beginning Fund Balance (Form 011, line F1e)		10,916,381.06		7,942,641.06		4,859,755.06
2. Ending Fund Balance (Sum lines C and D1)		7,942,641.06		4,859,755.06		2,434,112.06
3. Components of Ending Fund Balance (Form 011)						
a. Nonspendable	9710-9719	25,000.00		25,000.00		25,000.00
b. Restricted	9740					
c. Committed						
1. Stabilization Arrangements	9750	0.00		0.00		0.00
2. Other Commitments	9760	0.00		0.00		0.00
d. Assigned	9780	756,498.00		49,542.00		49,542.00
e. Unassigned/Unappropriated						

Description	Object Codes	Projected Year Totals (Form 011) (A)	% Change (Cols. C-A/A) (B)	2024-25 Projection (C)	% Change (Cols. E-C/C) (D)	2025-26 Projection (E)
1. Reserve for Economic Uncertainties	9789	2,266,307.76		2,160,348.48		2,148,381.78
2. Unassigned/Unappropriated	9790	4,894,835.30		2,624,864.58		211,188.28
f. Total Components of Ending Fund Balance (Line D3f must agree with line D2)		7,942,641.06		4,859,755.06		2,434,112.06
<b>E. AVAILABLE RESERVES</b>						
1. General Fund						
a. Stabilization Arrangements	9750	0.00		0.00		0.00
b. Reserve for Economic Uncertainties	9789	2,266,307.76		2,160,348.48		2,148,381.78
c. Unassigned/Unappropriated	9790	4,894,835.30		2,624,864.58		211,188.28
(Enter other reserve projections in Columns C and E for subsequent years 1 and 2; current year - Column A - is extracted)						
2. Special Reserve Fund - Noncapital Outlay (Fund 17)						
a. Stabilization Arrangements	9750	0.00		0.00		0.00
b. Reserve for Economic Uncertainties	9789	0.00		0.00		0.00
c. Unassigned/Unappropriated	9790	0.00		0.00		0.00
3. Total Available Reserves (Sum lines E1a thru E2c)		7,161,143.06		4,785,213.06		2,359,570.06
<b>F. ASSUMPTIONS</b>						
Please provide below or on a separate attachment, the assumptions used to determine the projections for the first and second subsequent fiscal years. Further, please include an explanation for any significant expenditure adjustments projected in lines B1d, B2d, and B10. For additional information, please refer to the Budget Assumptions section of the SACS Financial Reporting Software User Guide.						
B1D & B2D - ADJUSTMENTS ARE DUE TO A PROJECTED REDUCTION OF 5 FTE AND 1 FTE MOVING FROM RESTRICTED TO UNRESTRICTED.						

Description	Object Codes	Projected Year Totals (Form 011) (A)	% Change (Cols. C-A/A) (B)	2024-25 Projection (C)	% Change (Cols. E-C/C) (D)	2025-26 Projection (E)
(Enter projections for subsequent years 1 and 2 in Columns C and E; current year - Column A - is extracted)						
<b>A. REVENUES AND OTHER FINANCING SOURCES</b>						
1. LCFF/Revenue Limit Sources	8010-8099	0.00	0.00%	0.00	0.00%	0.00
2. Federal Revenues	8100-8299	4,160,200.00	(62.58%)	1,556,620.00	0.00%	1,556,620.00
3. Other State Revenues	8300-8599	8,597,042.00	(7.43%)	7,957,983.00	0.00%	7,957,983.00
4. Other Local Revenues	8600-8799	2,849,671.00	0.00%	2,849,671.00	0.00%	2,849,671.00
5. Other Financing Sources						
a. Transfers In	8900-8929	0.00	0.00%	0.00	0.00%	0.00
b. Other Sources	8930-8979	0.00	0.00%	0.00	0.00%	0.00
c. Contributions	8980-8999	9,420,848.00	(.35%)	9,387,957.00	(.13%)	9,375,991.00
6. Total (Sum lines A1 thru A5c)		25,027,761.00	(13.09%)	21,752,231.00	(.06%)	21,740,265.00
<b>B. EXPENDITURES AND OTHER FINANCING USES</b>						
1. Certificated Salaries						
a. Base Salaries				4,523,634.00		4,431,138.00
b. Step & Column Adjustment				0.00		0.00
c. Cost-of-Living Adjustment				0.00		0.00
d. Other Adjustments				(92,496.00)		0.00
e. Total Certificated Salaries (Sum lines B1a thru B1d)	1000-1999	4,523,634.00	(2.04%)	4,431,138.00	0.00%	4,431,138.00
2. Classified Salaries						
a. Base Salaries				3,961,949.00		3,695,304.00
b. Step & Column Adjustment				0.00		0.00
c. Cost-of-Living Adjustment				0.00		0.00
d. Other Adjustments				(266,645.00)		0.00
e. Total Classified Salaries (Sum lines B2a thru B2d)	2000-2999	3,961,949.00	(6.73%)	3,695,304.00	0.00%	3,695,304.00
3. Employee Benefits	3000-3999	6,232,678.00	(2.29%)	6,089,678.00	0.00%	6,089,678.00
4. Books and Supplies	4000-4999	3,661,228.00	(27.01%)	2,672,475.00	2.64%	2,743,028.00
5. Services and Other Operating Expenditures	5000-5999	7,177,250.00	(17.63%)	5,911,843.00	2.64%	6,067,916.00
6. Capital Outlay	6000-6999	1,983,686.00	(.48%)	1,974,086.00	0.00%	1,974,086.00
7. Other Outgo (excluding Transfers of Indirect Costs)	7100-7299, 7400-7499	147,232.00	0.00%	147,232.00	0.00%	147,232.00
8. Other Outgo - Transfers of Indirect Costs	7300-7399	244,744.00	0.00%	244,744.00	0.00%	244,744.00
9. Other Financing Uses						
a. Transfers Out	7600-7629	350,000.00	0.00%	350,000.00	0.00%	350,000.00
b. Other Uses	7630-7699	0.00	0.00%	0.00	0.00%	0.00
10. Other Adjustments (Explain in Section F below)				0.00		0.00
11. Total (Sum lines B1 thru B10)		28,282,401.00	(9.78%)	25,516,500.00	.89%	25,743,126.00
<b>C. NET INCREASE (DECREASE) IN FUND BALANCE</b> (Line A6 minus line B11)		(3,254,640.00)		(3,764,269.00)		(4,002,861.00)
<b>D. FUND BALANCE</b>						
1. Net Beginning Fund Balance (Form 011, line F1e)		15,616,027.97		12,361,387.97		8,597,118.97
2. Ending Fund Balance (Sum lines C and D1)		12,361,387.97		8,597,118.97		4,594,257.97
3. Components of Ending Fund Balance (Form 011)						
a. Nonspendable	9710-9719	0.00		0.00		0.00
b. Restricted	9740	12,361,388.89		8,597,118.97		4,594,257.97
c. Committed						
1. Stabilization Arrangements	9750					
2. Other Commitments	9760					
d. Assigned	9780					
e. Unassigned/Unappropriated						
1. Reserve for Economic Uncertainties	9789					

Description	Object Codes	Projected Year Totals (Form 011) (A)	% Change (Cols. C-A/A) (B)	2024-25 Projection (C)	% Change (Cols. E-C/C) (D)	2025-26 Projection (E)
2. Unassigned/Unappropriated	9790	(.92)		0.00		0.00
f. Total Components of Ending Fund Balance (Line D3f must agree with line D2)		12,361,387.97		8,597,118.97		4,594,257.97
<b>E. AVAILABLE RESERVES</b>						
1. General Fund )						
a. Stabilization Arrangements	9750					
b. Reserve for Economic Uncertainties	9789					
c. Unassigned/Unappropriated Amount	9790					
(Enter current year reserve projections in Column A, and other reserve projections in Columns C and E for subsequent years 1 and 2)						
2. Special Reserve Fund - Noncapital Outlay (Fund 17)						
a. Stabilization Arrangements	9750					
b. Reserve for Economic Uncertainties	9789					
c. Unassigned/Unappropriated	9790					
3. Total Available Reserves (Sum lines E1a thru E2c)						
<b>F. ASSUMPTIONS</b>						
Please provide below or on a separate attachment, the assumptions used to determine the projections for the first and second subsequent fiscal years. Further, please include an explanation for any significant expenditure adjustments projected in lines B1d, B2d, and B10. For additional information, please refer to the Budget Assumptions section of the SACS Financial Reporting Software User Guide.						
B1D & B2D - ADJUSTMENTS ARE DUE TO ONE-TIME COVID DOLLARS ENDING AND EXTRA HOURS BEING REMOVED AND 1 FTE MOVING INTO UNRESTRICTED FUNDING.						

Description	Object Codes	Projected Year Totals (Form 011) (A)	% Change (Cols. C-A/A) (B)	2024-25 Projection (C)	% Change (Cols. E-C/C) (D)	2025-26 Projection (E)
(Enter projections for subsequent years 1 and 2 in Columns C and E; current year - Column A - is extracted)						
<b>A. REVENUES AND OTHER FINANCING SOURCES</b>						
1. LCFF/Revenue Limit Sources	8010-8099	50,406,666.00	(1.80%)	49,498,554.00	.04%	49,519,940.00
2. Federal Revenues	8100-8299	4,160,200.00	(62.58%)	1,556,620.00	0.00%	1,556,620.00
3. Other State Revenues	8300-8599	9,704,463.00	(6.59%)	9,065,404.00	0.00%	9,065,404.00
4. Other Local Revenues	8600-8799	5,043,883.00	0.00%	5,043,883.00	(.03%)	5,042,258.00
5. Other Financing Sources						
a. Transfers In	8900-8929	0.00	0.00%	0.00	0.00%	0.00
b. Other Sources	8930-8979	0.00	0.00%	0.00	0.00%	0.00
c. Contributions	8980-8999	0.00	0.00%	0.00	0.00%	0.00
6. Total (Sum lines A1 thru A5c)		69,315,212.00	(5.99%)	65,164,461.00	.03%	65,184,222.00
<b>B. EXPENDITURES AND OTHER FINANCING USES</b>						
1. Certificated Salaries						
a. Base Salaries				26,092,049.00		25,775,927.00
b. Step & Column Adjustment				315,714.00		311,889.00
c. Cost-of-Living Adjustment				0.00		0.00
d. Other Adjustments				(631,836.00)		(395,040.00)
e. Total Certificated Salaries (Sum lines B1a thru B1d)	1000-1999	26,092,049.00	(1.21%)	25,775,927.00	(.32%)	25,692,776.00
2. Classified Salaries						
a. Base Salaries				9,393,090.00		9,366,056.00
b. Step & Column Adjustment				166,258.00		165,779.00
c. Cost-of-Living Adjustment				0.00		0.00
d. Other Adjustments				(193,292.00)		0.00
e. Total Classified Salaries (Sum lines B2a thru B2d)	2000-2999	9,393,090.00	(.29%)	9,366,056.00	1.77%	9,531,835.00
3. Employee Benefits	3000-3999	18,111,314.00	(1.55%)	17,831,274.00	(.87%)	17,675,511.00
4. Books and Supplies	4000-4999	7,428,044.00	(41.30%)	4,360,327.00	2.64%	4,475,439.00
5. Services and Other Operating Expenditures	5000-5999	12,125,699.00	1.46%	12,302,436.00	(3.58%)	11,861,569.00
6. Capital Outlay	6000-6999	1,983,686.00	(.48%)	1,974,086.00	0.00%	1,974,086.00
7. Other Outgo (excluding Transfers of Indirect Costs)	7100-7299, 7400-7499	155,432.00	(5.28%)	147,232.00	0.00%	147,232.00
8. Other Outgo - Transfers of Indirect Costs	7300-7399	(95,722.00)	0.00%	(95,722.00)	0.00%	(95,722.00)
9. Other Financing Uses						
a. Transfers Out	7600-7629	350,000.00	0.00%	350,000.00	0.00%	350,000.00
b. Other Uses	7630-7699	0.00	0.00%	0.00	0.00%	0.00
10. Other Adjustments				0.00		0.00
11. Total (Sum lines B1 thru B10)		75,543,592.00	(4.68%)	72,011,616.00	(.55%)	71,612,726.00
<b>C. NET INCREASE (DECREASE) IN FUND BALANCE</b>						
(Line A6 minus line B11)		(6,228,380.00)		(6,847,155.00)		(6,428,504.00)
<b>D. FUND BALANCE</b>						
1. Net Beginning Fund Balance (Form 011, line F1e)		26,532,409.03		20,304,029.03		13,456,874.03
2. Ending Fund Balance (Sum lines C and D1)		20,304,029.03		13,456,874.03		7,028,370.03
3. Components of Ending Fund Balance (Form 011)						
a. Nonspendable	9710-9719	25,000.00		25,000.00		25,000.00
b. Restricted	9740	12,361,388.89		8,597,118.97		4,594,257.97
c. Committed						
1. Stabilization Arrangements	9750	0.00		0.00		0.00
2. Other Commitments	9760	0.00		0.00		0.00
d. Assigned	9780	756,498.00		49,542.00		49,542.00
e. Unassigned/Unappropriated						
1. Reserve for Economic Uncertainties	9789	2,266,307.76		2,160,348.48		2,148,381.78

Description	Object Codes	Projected Year Totals (Form 011) (A)	% Change (Cols. C-A/A) (B)	2024-25 Projection (C)	% Change (Cols. E-C/C) (D)	2025-26 Projection (E)
2. Unassigned/Unappropriated	9790	4,894,834.38		2,624,864.58		211,188.28
f. Total Components of Ending Fund Balance (Line D3f must agree with line D2)		20,304,029.03		13,456,874.03		7,028,370.03
<b>E. AVAILABLE RESERVES (Unrestricted except as noted)</b>						
<b>1. General Fund</b>						
a. Stabilization Arrangements	9750	0.00		0.00		0.00
b. Reserve for Economic Uncertainties	9789	2,266,307.76		2,160,348.48		2,148,381.78
c. Unassigned/Unappropriated	9790	4,894,835.30		2,624,864.58		211,188.28
d. Negative Restricted Ending Balances (Negative resources 2000-9999)	979Z	(.92)		0.00		0.00
<b>2. Special Reserve Fund - Noncapital Outlay (Fund 17)</b>						
a. Stabilization Arrangements	9750	0.00		0.00		0.00
b. Reserve for Economic Uncertainties	9789	0.00		0.00		0.00
c. Unassigned/Unappropriated	9790	0.00		0.00		0.00
3. Total Available Reserves - by Amount (Sum lines E1 thru E2c)		7,161,142.14		4,785,213.06		2,359,570.06
4. Total Available Reserves - by Percent (Line E3 divided by Line F3c)		9.48%		6.65%		3.29%
<b>F. RECOMMENDED RESERVES</b>						
<b>1. Special Education Pass-through Exclusions</b>						
For districts that serve as the administrative unit (AU) of a special education local plan area (SELPA):						
a. Do you choose to exclude from the reserve calculation the pass-through funds distributed to SELPA members?	Yes					
b. If you are the SELPA AU and are excluding special education pass-through funds:						
1. Enter the name(s) of the SELPA(s):						
<hr/>						
<b>2. Special education pass-through funds</b>						
(Column A: Fund 10, resources 3300-3499, 6500-6540 and 6546 objects 7211-7213 and 7221-7223; enter projections for subsequent years 1 and 2 in Columns C and E)						
		0.00				
<b>2. District ADA</b>						
Used to determine the reserve standard percentage level on line F3d (Col. A: Form AI, Estimated P-2 ADA column, Lines A4 and C4; enter projections)						
		3,403.90		3,208.00		3,034.00
<b>3. Calculating the Reserves</b>						
a. Expenditures and Other Financing Uses (Line B11)		75,543,592.00		72,011,616.00		71,612,726.00
b. Plus: Special Education Pass-through Funds (Line F1b2, if Line F1a is No)		0.00		0.00		0.00
c. Total Expenditures and Other Financing Uses (Line F3a plus line F3b)		75,543,592.00		72,011,616.00		71,612,726.00
d. Reserve Standard Percentage Level (Refer to Form 01CSI, Criterion 10 for calculation details)		3%		3%		3%
e. Reserve Standard - By Percent (Line F3c times F3d)		2,266,307.76		2,160,348.48		2,148,381.78
f. Reserve Standard - By Amount (Refer to Form 01CSI, Criterion 10 for calculation details)		0.00		0.00		0.00
g. Reserve Standard (Greater of Line F3e or F3f)		2,266,307.76		2,160,348.48		2,148,381.78
h. Available Reserves (Line E3) Meet Reserve Standard (Line F3g)		YES		YES		YES



---

***INTERIM CERTIFICATION***

---

---

***This Page Intentionally Left Blank***

---

NOTICE OF CRITERIA AND STANDARDS REVIEW. This interim report was based upon and reviewed using the state-adopted Criteria and Standards. (Pursuant to Education Code (EC) sections 33129 and 42130)

Signed: \_\_\_\_\_ Date: \_\_\_\_\_  
District Superintendent or Designee

NOTICE OF INTERIM REVIEW. All action shall be taken on this report during a regular or authorized special meeting of the governing board.

To the County Superintendent of Schools:

This interim report and certification of financial condition are hereby filed by the governing board of the school district. (Pursuant to EC Section 42131)

Meeting Date: December 12, 2023 Signed: \_\_\_\_\_  
President of the Governing Board

CERTIFICATION OF FINANCIAL CONDITION

- POSITIVE CERTIFICATION  
As President of the Governing Board of this school district, I certify that based upon current projections this district will meet its financial obligations for the current fiscal year and subsequent two fiscal years.
- QUALIFIED CERTIFICATION  
As President of the Governing Board of this school district, I certify that based upon current projections this district may not meet its financial obligations for the current fiscal year or two subsequent fiscal years.
- NEGATIVE CERTIFICATION  
As President of the Governing Board of this school district, I certify that based upon current projections this district will be unable to meet its financial obligations for the remainder of the current fiscal year or for the subsequent fiscal year.

Contact person for additional information on the interim report:

Name: MICHAEL MONTANO Telephone: 562-868-8241 EXT 2246  
Title: DIRECTOR OF FISCAL SERVICES E-mail: MMONTANO@LLCSD.NET

Criteria and Standards Review Summary

The following summary is automatically completed based on data provided in the Criteria and Standards Review form (Form 01CSI). Criteria and standards that are "Not Met," and supplemental information and additional fiscal indicators that are "Yes," may indicate areas of potential concern, which could affect the interim report certification, and should be carefully reviewed.

CRITERIA AND STANDARDS			Met	Not Met
1	Average Daily Attendance	Funded ADA for any of the current or two subsequent fiscal years has not changed by more than two percent since budget adoption.	X	
CRITERIA AND STANDARDS (continued)			Met	Not Met
2	Enrollment	Projected enrollment for any of the current or two subsequent fiscal years has not changed by more than two percent since budget adoption.		X
3	ADA to Enrollment	Projected second period (P-2) ADA to enrollment ratio for the current and two subsequent fiscal years is consistent with historical ratios.	X	
4	Local Control Funding Formula (LCFF) Revenue	Projected LCFF revenue for any of the current or two subsequent fiscal years has not changed by more than two percent since budget adoption.	X	
5	Salaries and Benefits	Projected ratio of total unrestricted salaries and benefits to total unrestricted general fund expenditures has not changed by more than the standard for the current and two subsequent fiscal years.	X	
6a	Other Revenues	Projected operating revenues (federal, other state, other local) for the current and two subsequent fiscal years have not changed by more than five percent since budget adoption.		X
6b	Other Expenditures	Projected operating expenditures (books and supplies, services and other expenditures) for the current and two subsequent fiscal years have not changed by more than five percent since budget adoption.	X	
7	Ongoing and Major Maintenance Account	If applicable, changes occurring since budget adoption meet the required contribution to the ongoing and major maintenance account (i.e., restricted maintenance account).	X	
8	Deficit Spending	Unrestricted deficit spending, if any, has not exceeded the standard in any of the current or two subsequent fiscal years.		X
9a	Fund Balance	Projected general fund balance will be positive at the end of the current and two subsequent fiscal years.	X	
9b	Cash Balance	Projected general fund cash balance will be positive at the end of the current fiscal year.	X	
10	Reserves	Available reserves (e.g., reserve for economic uncertainties, unassigned/unappropriated amounts) meet minimum requirements for the current and two subsequent fiscal years.	X	
SUPPLEMENTAL INFORMATION			No	Yes
S1	Contingent Liabilities	Have any known or contingent liabilities (e.g., financial or program audits, litigation, state compliance reviews) occurred since budget adoption that may impact the budget?	X	

**First Interim**  
**DISTRICT CERTIFICATION OF INTERIM REPORT**  
For the Fiscal Year 2023-24

S2	Using One-time Revenues to Fund Ongoing Expenditures	Are there ongoing general fund expenditures funded with one-time revenues that have changed since budget adoption by more than five percent?	X	
S3	Temporary Interfund Borrowings	Are there projected temporary borrowings between funds?	X	
S4	Contingent Revenues	Are any projected revenues for any of the current or two subsequent fiscal years contingent on reauthorization by the local government, special legislation, or other definitive act (e.g., parcel taxes, forest reserves)?	X	
S5	Contributions	Have contributions from unrestricted to restricted resources, or transfers to or from the general fund to cover operating deficits, changed since budget adoption by more than \$20,000 and more than 5% for any of the current or two subsequent fiscal years?		X
<b>SUPPLEMENTAL INFORMATION (continued)</b>			<b>No</b>	<b>Yes</b>
S6	Long-term Commitments	Does the district have long-term (multiyear) commitments or debt agreements?		X
		• If yes, have annual payments for the current or two subsequent fiscal years increased over prior year's (2022-23) annual payment?	X	
		• If yes, will funding sources used to pay long-term commitments decrease or expire prior to the end of the commitment period, or are they one-time sources?	X	
S7a	Postemployment Benefits Other than Pensions	Does the district provide postemployment benefits other than pensions (OPEB)?		X
		• If yes, have there been changes since budget adoption in OPEB liabilities?	X	
S7b	Other Self-insurance Benefits	Does the district operate any self-insurance programs (e.g., workers' compensation)?	X	
		• If yes, have there been changes since budget adoption in self-insurance liabilities?	n/a	
S8	Status of Labor Agreements	As of first interim projections, are salary and benefit negotiations still unsettled for:		
		• Certificated? (Section S8A, Line 1b)	X	
		• Classified? (Section S8B, Line 1b)	X	
S8	Labor Agreement Budget Revisions	For negotiations settled since budget adoption, per Government Code Section 3547.5(c), are budget revisions still needed to meet the costs of the collective bargaining agreement(s) for:		
		• Certificated? (Section S8A, Line 3)		X
		• Classified? (Section S8B, Line 3)		X
S9	Status of Other Funds	Are any funds other than the general fund projected to have a negative fund balance at the end of the current fiscal year?	X	
<b>ADDITIONAL FISCAL INDICATORS</b>			<b>No</b>	<b>Yes</b>
A1	Negative Cash Flow	Do cash flow projections show that the district will end the current fiscal year with a negative cash balance in the general fund?	X	
A2	Independent Position Control	Is personnel position control independent from the payroll system?	X	
A3	Declining Enrollment	Is enrollment decreasing in both the prior and current fiscal years?		X
A4	New Charter Schools Impacting District Enrollment	Are any new charter schools operating in district boundaries that are impacting the district's enrollment, either in the prior or current fiscal year?	X	
A5	Salary Increases Exceed COLA	Has the district entered into a bargaining agreement where any of the current or subsequent fiscal years of the agreement would result in salary increases that are expected to exceed the projected state funded cost-of-living adjustment?	X	
A6	Uncapped Health Benefits	Does the district provide uncapped (100% employer paid) health benefits for current or retired employees?	X	
A7	Independent Financial System	Is the district's financial system independent from the county office system?	X	
A8	Fiscal Distress Reports	Does the district have any reports that indicate fiscal distress? If yes, provide copies to the COE, pursuant to EC 42127.6(a).	X	
A9	Change of CBO or Superintendent	Have there been personnel changes in the superintendent or chief business official (CBO) positions within the last 12 months?		X

---

***AVERAGE DAILY ATTENDANCE***

---

---

***This Page Intentionally Left Blank***

---

Description	ESTIMATED FUNDED ADA Original Budget (A)	ESTIMATED FUNDED ADA Board Approved Operating Budget (B)	ESTIMATED P-2 REPORT ADA Projected Year Totals (C)	ESTIMATED FUNDED ADA Projected Year Totals (D)	DIFFERENCE (Col. D - B) (E)	PERCENTAGE DIFFERENCE (Col. E / B) (F)
<b>A. DISTRICT</b>						
<b>1. Total District Regular ADA</b>						
Includes Opportunity Classes, Home & Hospital, Special Day Class, Continuation Education, Special Education NPS/LCI and Extended Year, and Community Day School (includes Necessary Small School ADA)	3,766.53	3,766.50	3,403.90	3,766.50	0.00	0.0%
<b>2. Total Basic Aid Choice/Court Ordered Voluntary Pupil Transfer Regular ADA</b>						
Includes Opportunity Classes, Home & Hospital, Special Day Class, Continuation Education, Special Education NPS/LCI and Extended Year, and Community Day School (ADA not included in Line A1 above)					0.00	
<b>3. Total Basic Aid Open Enrollment Regular ADA</b>						
Includes Opportunity Classes, Home & Hospital, Special Day Class, Continuation Education, Special Education NPS/LCI and Extended Year, and Community Day School (ADA not included in Line A1 above)					0.00	
<b>4. Total, District Regular ADA (Sum of Lines A1 through A3)</b>						
	3,766.53	3,766.50	3,403.90	3,766.50	0.00	0.0%
<b>5. District Funded County Program ADA</b>						
a. County Community Schools					0.00	
b. Special Education-Special Day Class					0.00	
c. Special Education-NPS/LCI					0.00	
d. Special Education Extended Year					0.00	
e. Other County Operated Programs: Opportunity Schools and Full Day Opportunity Classes, Specialized Secondary Schools					0.00	
f. County School Tuition Fund (Out of State Tuition) [EC 2000 and 46380]					0.00	
<b>g. Total, District Funded County Program ADA (Sum of Lines A5a through A5f)</b>						
	0.00	0.00	0.00	0.00	0.00	0.0%
<b>6. TOTAL DISTRICT ADA (Sum of Line A4 and Line A5g)</b>						
	3,766.53	3,766.50	3,403.90	3,766.50	0.00	0.0%
<b>7. Adults in Correctional Facilities</b>						
					0.00	
<b>8. Charter School ADA (Enter Charter School ADA using Tab C. Charter School ADA)</b>						

Description	ESTIMATED FUNDED ADA Original Budget (A)	ESTIMATED FUNDED ADA Board Approved Operating Budget (B)	ESTIMATED P-2 REPORT ADA Projected Year Totals (C)	ESTIMATED FUNDED ADA Projected Year Totals (D)	DIFFERENCE (Col. D - B) (E)	PERCENTAGE DIFFERENCE (Col. E / B) (F)
<b>B. COUNTY OFFICE OF EDUCATION</b>						
<b>1. County Program Alternative Education Grant ADA</b>						
a. County Group Home and Institution Pupils					0.00	
b. Juvenile Halls, Homes, and Camps					0.00	
c. Probation Referred, On Probation or Parole, Expelled per EC 48915(a) or (c) [EC 2574(c)(4)(A)]					0.00	
<b>d. Total, County Program Alternative Education ADA (Sum of Lines B1a through B1c)</b>	0.00	0.00	0.00	0.00	0.00	0.0%
<b>2. District Funded County Program ADA</b>						
a. County Community Schools					0.00	
b. Special Education-Special Day Class					0.00	
c. Special Education-NPS/LCI					0.00	
d. Special Education Extended Year					0.00	
e. Other County Operated Programs: Opportunity Schools and Full Day Opportunity Classes, Specialized Secondary Schools					0.00	
f. County School Tuition Fund (Out of State Tuition) [EC 2000 and 46380]					0.00	
<b>g. Total, District Funded County Program ADA (Sum of Lines B2a through B2f)</b>	0.00	0.00	0.00	0.00	0.00	0.0%
<b>3. TOTAL COUNTY OFFICE ADA (Sum of Lines B1d and B2g)</b>	0.00	0.00	0.00	0.00	0.00	0.0%
<b>4. Adults in Correctional Facilities</b>					0.00	
<b>5. County Operations Grant ADA</b>					0.00	
<b>6. Charter School ADA</b> (Enter Charter School ADA using Tab C. Charter School ADA)						



Description	ESTIMATED FUNDED ADA Original Budget (A)	ESTIMATED FUNDED ADA Board Approved Operating Budget (B)	ESTIMATED P-2 REPORT ADA Projected Year Totals (C)	ESTIMATED FUNDED ADA Projected Year Totals (D)	DIFFERENCE (Col. D - B) (E)	PERCENTAGE DIFFERENCE (Col. E / B) (F)
<b>C. CHARTER SCHOOL ADA</b>						
Authorizing LEAs reporting charter school SACS financial data in their Fund 01, 09, or 62 use this worksheet to report ADA for those charter schools.						
Charter schools reporting SACS financial data separately from their authorizing LEAs in Fund 01 or Fund 62 use this worksheet to report their ADA.						
<b>FUND 01: Charter School ADA corresponding to SACS financial data reported in Fund 01.</b>						
<b>1. Total Charter School Regular ADA</b>					0.00	
<b>2. Charter School County Program Alternative Education ADA</b>						
a. County Group Home and Institution Pupils					0.00	
b. Juvenile Halls, Homes, and Camps					0.00	
c. Probation Referred, On Probation or Parole, Expelled per EC 48915(a) or (c) [EC 2574(c)(4)(A)]					0.00	
<b>d. Total, Charter School County Program Alternative Education ADA (Sum of Lines C2a through C2c)</b>	0.00	0.00	0.00	0.00	0.00	0.0%
<b>3. Charter School Funded County Program ADA</b>						
a. County Community Schools					0.00	
b. Special Education-Special Day Class					0.00	
c. Special Education-NPS/LCI					0.00	
d. Special Education Extended Year					0.00	
e. Other County Operated Programs: Opportunity Schools and Full Day Opportunity Classes, Specialized Secondary Schools					0.00	
<b>f. Total, Charter School Funded County Program ADA (Sum of Lines C3a through C3e)</b>	0.00	0.00	0.00	0.00	0.00	0.0%
<b>4. TOTAL CHARTER SCHOOL ADA (Sum of Lines C1, C2d, and C3f)</b>	0.00	0.00	0.00	0.00	0.00	0.0%
<b>FUND 09 or 62: Charter School ADA corresponding to SACS financial data reported in Fund 09 or Fund 62.</b>						
<b>5. Total Charter School Regular ADA</b>					0.00	
<b>6. Charter School County Program Alternative Education ADA</b>						
a. County Group Home and Institution Pupils					0.00	
b. Juvenile Halls, Homes, and Camps					0.00	
c. Probation Referred, On Probation or Parole, Expelled per EC 48915(a) or (c) [EC 2574(c)(4)(A)]					0.00	
<b>d. Total, Charter School County Program Alternative Education ADA (Sum of Lines C6a through C6c)</b>	0.00	0.00	0.00	0.00	0.00	0.0%
<b>7. Charter School Funded County Program ADA</b>						
a. County Community Schools					0.00	
b. Special Education-Special Day Class					0.00	
c. Special Education-NPS/LCI					0.00	
d. Special Education Extended Year					0.00	
e. Other County Operated Programs: Opportunity Schools and Full Day Opportunity Classes, Specialized Secondary Schools					0.00	
<b>f. Total, Charter School Funded County Program ADA</b>						

Description	ESTIMATED FUNDED ADA Original Budget (A)	ESTIMATED FUNDED ADA Board Approved Operating Budget (B)	ESTIMATED P-2 REPORT ADA Projected Year Totals (C)	ESTIMATED FUNDED ADA Projected Year Totals (D)	DIFFERENCE (Col. D - B) (E)	PERCENTAGE DIFFERENCE (Col. E / B) (F)
Program ADA (Sum of Lines C7a through C7e)	0.00	0.00	0.00	0.00	0.00	0.0%
8. TOTAL CHARTER SCHOOL ADA (Sum of Lines C5, C6d, and C7f)	0.00	0.00	0.00	0.00	0.00	0.0%
9. TOTAL CHARTER SCHOOL ADA Reported in Fund 01, 09, or 62 (Sum of Lines C4 and C8)	0.00	0.00	0.00	0.00	0.00	0.0%

---

***CASHFLOW***

---

---

***This Page Intentionally Left Blank***

---

Description	Object	Beginning Balances (Ref. Only)	July	August	September	October	November	December	January	February
ACTUALS THROUGH THE MONTH OF (Enter Month Name):		NOVEMBER								
A. BEGINNING CASH			32,014,993.58	26,901,207.90	23,862,068.26	26,593,925.53	25,278,038.22	23,842,762.94	24,926,115.18	22,803,184.67
B. RECEIPTS										
LCFF/Revenue Limit Sources										
Principal Apportionment	8010-8019		1,542,714.00	1,542,714.00	5,780,332.00	2,776,886.00	2,776,886.00	5,025,676.33	2,664,398.00	2,818,743.00
Property Taxes	8020-8079		49,841.54	73,747.81	67,287.82	0.00	72,322.07	1,388,227.11	1,388,227.11	1,388,227.11
Miscellaneous Funds	8080-8099		0.00	0.00	0.00	0.00	0.00	0.00	0.00	0.00
Federal Revenue	8100-8299		0.00	2,900.85	88,306.00	921,295.49	(191,735.45)	634,858.28	634,858.28	0.00
Other State Revenue	8300-8599		219,360.00	219,360.00	694,043.82	958,693.84	148,411.73	1,583,346.40	315,707.64	194,463.10
Other Local Revenue	8600-8799		32,982.78	61,192.46	209,589.28	2,008,650.12	490,551.08	280,897.42	116,093.42	180,897.42
Interfund Transfers In	8910-8929		0.00	0.00	0.00	0.00	0.00	0.00	0.00	0.00
All Other Financing Sources	8930-8979		0.00	0.00	0.00	0.00	0.00	0.00	0.00	0.00
TOTAL RECEIPTS			1,844,898.32	1,899,915.12	6,839,558.92	6,665,525.45	3,296,435.43	8,913,005.54	5,119,284.45	4,582,330.63
C. DISBURSEMENTS										
Certificated Salaries	1000-1999		412.50	521,275.22	2,288,230.80	2,351,322.57	2,345,197.28	2,388,370.00	2,398,216.00	2,333,511.00
Classified Salaries	2000-2999		157,388.58	590,492.83	719,186.77	767,594.65	831,638.79	780,061.00	887,647.00	838,363.00
Employee Benefits	3000-3999		24,489.63	248,779.38	726,073.41	1,391,162.78	1,413,675.00	1,699,467.72	1,714,755.72	1,782,097.72
Books and Supplies	4000-4999		190,488.35	1,599,296.81	152,198.78	576,218.99	84,063.36	258,067.06	284,004.41	111,586.41
Services	5000-5999		565,780.75	1,013,933.00	616,082.33	1,011,110.11	986,784.06	1,439,877.00	1,692,674.00	1,005,131.00
Capital Outlay	6000-6599		28,155.40	101,445.03	(1,375.00)	9,600.00	15,435.76	260,117.83	264,917.83	260,117.83
Other Outgo	7000-7499		0.00	0.00	0.00	0.00	0.00	0.00	0.00	12,818.00
Interfund Transfers Out	7600-7629		410.00	(39,039.34)	738.00	2,738.00	39,885.24	0.00	0.00	0.00
All Other Financing Uses	7630-7699		0.00	0.00	0.00	0.00	0.00	0.00	0.00	0.00
TOTAL DISBURSEMENTS			967,125.21	4,036,182.93	4,501,135.09	6,109,747.10	5,716,679.49	6,825,960.61	7,242,214.96	6,343,624.96
D. BALANCE SHEET ITEMS										
<u>Assets and Deferred Outflows</u>										
Cash Not In Treasury	9111-9199	25,000.00	0.00	0.00	0.00	(1,546,790.00)	0.00	0.00	0.00	0.00
Accounts Receivable	9200-9299	5,837,514.90	178,881.91	(17,247.56)	363,790.32	1,236,696.33	1,241,805.46	0.00	0.00	0.00
Due From Other Funds	9310	200,000.00	0.00	0.00	0.00	0.00	0.00	75,000.00	0.00	125,000.00
Stores	9320	73,406.94	0.00	0.00	0.00	0.00	0.00	0.00	0.00	0.00
Prepaid Expenditures	9330	139,435.03	0.00	0.00	0.00	0.00	0.00	139,435.03	0.00	0.00

Description	Object	Beginning Balances (Ref. Only)	July	August	September	October	November	December	January	February
Other Current Assets	9340	184,349.52	0.00	0.00	0.00	0.00	0.00	0.00	0.00	0.00
Lease Receivable	9380	0.00	0.00	0.00	0.00	0.00	0.00	0.00	0.00	0.00
Deferred Outflows of Resources	9490	0.00	0.00	0.00	0.00	0.00	0.00	0.00	0.00	0.00
SUBTOTAL		6,459,706.39	178,881.91	(17,247.56)	363,790.32	(310,093.67)	1,241,805.46	214,435.03	0.00	125,000.00
<u>Liabilities and Deferred Inflows</u>										
Accounts Payable	9500-9599	8,226,704.99	6,170,440.70	885,624.27	(29,643.12)	1,561,571.99	256,836.68			
Due To Other Funds	9610	0.00	0.00	0.00	0.00	0.00	0.00	0.00	0.00	0.00
Current Loans	9640	0.00	0.00	0.00	0.00	0.00	0.00	0.00	0.00	0.00
Unearned Revenues	9650	1,218,127.72	0.00	0.00	0.00	0.00	0.00	1,218,127.72	0.00	0.00
Deferred Inflows of Resources	9690	0.00	0.00	0.00	0.00	0.00	0.00	0.00	0.00	0.00
SUBTOTAL		9,444,832.71	6,170,440.70	885,624.27	(29,643.12)	1,561,571.99	256,836.68	1,218,127.72	0.00	0.00
<u>Nonoperating</u>										
Suspense Clearing	9910	0.00	0.00	0.00	0.00	0.00	0.00	0.00	0.00	0.00
TOTAL BALANCE SHEET ITEMS		(2,985,126.32)	(5,991,558.79)	(902,871.83)	393,433.44	(1,871,665.66)	984,968.78	(1,003,692.69)	0.00	125,000.00
E. NET INCREASE/DECREASE (B - C + D)			(5,113,785.68)	(3,039,139.64)	2,731,857.27	(1,315,887.31)	(1,435,275.28)	1,083,352.24	(2,122,930.51)	(1,636,294.33)
F. ENDING CASH (A + E)			26,901,207.90	23,862,068.26	26,593,925.53	25,278,038.22	23,842,762.94	24,926,115.18	22,803,184.67	21,166,890.34
G. ENDING CASH, PLUS CASH ACCRUALS AND ADJUSTMENTS										

Description	Object	March	April	May	June	Accruals	Adjustments	TOTAL	BUDGET
ACTUALS THROUGH THE MONTH OF (Enter Month Name):		NOVEMBER							
A. BEGINNING CASH		21,166,890.34	21,517,035.35	21,607,873.00	20,240,789.01				
B. RECEIPTS									
LCFF/Revenue Limit Sources									
Principal Apportionment	8010-8019	5,180,021.33	2,818,743.00	2,818,743.00	5,180,020.34	0.00	0.00	40,925,877.00	40,925,877.00
Property Taxes	8020-8079	1,388,227.11	1,388,227.11	1,388,227.11	1,388,227.10	0.00	0.00	9,980,789.00	9,980,789.00
Miscellaneous Funds	8080-8099	0.00	0.00	0.00	(500,000.00)	0.00	0.00	(500,000.00)	(500,000.00)
Federal Revenue	8100-8299	0.00	834,858.28	0.00	804,858.27	430,000.00	0.00	4,160,200.00	4,160,200.00
Other State Revenue	8300-8599	514,138.10	1,328,671.80	194,463.10	1,913,440.10	1,420,363.37	0.00	9,704,463.00	9,704,463.00
Other Local Revenue	8600-8799	381,474.43	280,897.42	319,182.76	381,474.41	300,000.00	0.00	5,043,883.00	5,043,883.00
Interfund Transfers In	8910-8929	0.00	0.00	0.00	0.00	0.00	0.00	0.00	0.00
All Other Financing Sources	8930-8979	0.00	0.00	0.00	0.00	0.00	0.00	0.00	0.00
TOTAL RECEIPTS		7,463,860.97	6,651,397.61	4,720,615.97	9,168,020.22	2,150,363.37	0.00	69,315,212.00	69,315,212.00
C. DISBURSEMENTS									
Certificated Salaries	1000-1999	2,360,429.00	2,357,564.00	2,264,371.00	4,483,149.63	0.00	0.00	26,092,049.00	26,092,049.00
Classified Salaries	2000-2999	906,031.00	796,977.00	799,088.00	1,318,621.38	0.00	0.00	9,393,090.00	9,393,090.00
Employee Benefits	3000-3999	1,804,536.72	1,775,936.72	1,768,063.72	1,862,275.48	1,900,000.00	0.00	18,111,314.00	18,111,314.00
Books and Supplies	4000-4999	530,937.41	971,013.41	535,211.41	530,200.41	1,604,757.19	0.00	7,428,044.00	7,428,044.00
Services	5000-5999	1,245,977.00	393,264.00	442,137.00	705,418.25	1,007,530.50	0.00	12,125,699.00	12,125,699.00
Capital Outlay	6000-6599	260,117.83	260,117.83	260,117.83	264,917.83	0.00	0.00	1,983,686.00	1,983,686.00
Other Outgo	7000-7499	5,687.00	5,687.00	18,711.00	16,807.00	0.00	0.00	59,710.00	59,710.00
Interfund Transfers Out	7600-7629	0.00	0.00	0.00	345,268.10	0.00	0.00	350,000.00	350,000.00
All Other Financing Uses	7630-7699	0.00	0.00	0.00	0.00	0.00	0.00	0.00	0.00
TOTAL DISBURSEMENTS		7,113,715.96	6,560,559.96	6,087,699.96	9,526,658.08	4,512,287.69	0.00	75,543,592.00	75,543,592.00
D. BALANCE SHEET ITEMS									
<u>Assets and Deferred Outflows</u>									
Cash Not In Treasury	9111-9199	0.00	0.00	0.00	0.00	0.00	0.00	(1,546,790.00)	
Accounts Receivable	9200-9299	0.00	0.00	0.00	0.00	0.00	0.00	3,003,926.46	
Due From Other Funds	9310	0.00	0.00	0.00	0.00	0.00	0.00	200,000.00	
Stores	9320	0.00	0.00	0.00	73,406.94	0.00	0.00	73,406.94	
Prepaid Expenditures	9330	0.00	0.00	0.00	0.00	0.00	0.00	139,435.03	
Other Current Assets	9340	0.00	0.00	0.00	184,349.52	0.00	0.00	184,349.52	
Lease Receivable	9380	0.00	0.00	0.00	0.00	0.00	0.00	0.00	

Description	Object	March	April	May	June	Accruals	Adjustments	TOTAL	BUDGET
Deferred Outflows of Resources	9490	0.00	0.00	0.00	0.00	0.00	0.00	0.00	
SUBTOTAL		0.00	0.00	0.00	257,756.46	0.00	0.00	2,054,327.95	
<u>Liabilities and Deferred Inflows</u>									
Accounts Payable	9500-9599							8,844,830.52	
Due To Other Funds	9610	0.00	0.00	0.00	0.00	0.00	0.00	0.00	
Current Loans	9640	0.00	0.00	0.00	0.00	0.00	0.00	0.00	
Unearned Revenues	9650	0.00	0.00	0.00	0.00	0.00	0.00	1,218,127.72	
Deferred Inflows of Resources	9690	0.00	0.00	0.00	0.00	0.00	0.00	0.00	
SUBTOTAL		0.00	0.00	0.00	0.00	0.00	0.00	10,062,958.24	
<u>Nonoperating</u>									
Suspense Clearing	9910	0.00	0.00	0.00	0.00	0.00	0.00	0.00	
TOTAL BALANCE SHEET ITEMS		0.00	0.00	0.00	257,756.46	0.00	0.00	(8,008,630.29)	
E. NET INCREASE/DECREASE (B - C + D)		350,145.01	90,837.65	(1,367,083.99)	(100,881.40)	(2,361,924.32)	0.00	(14,237,010.29)	(6,228,380.00)
F. ENDING CASH (A + E)		21,517,035.35	21,607,873.00	20,240,789.01	20,139,907.61				
G. ENDING CASH, PLUS CASH ACCRUALS AND ADJUSTMENTS								17,777,983.29	



Description	Object	Beginning Balances (Ref. Only)	July	August	September	October	November	December	January	February
ACTUALS THROUGH THE MONTH OF (Enter Month Name):										
A. BEGINNING CASH			20,139,907.61	22,011,526.98	20,623,054.83	15,177,306.23	12,958,413.23	12,391,314.78	10,945,270.03	9,798,889.03
B. RECEIPTS										
LCFF/Revenue Limit Sources										
Principal Apportionment	8010-8019		2,000,888.00	2,000,888.00	2,000,888.00	3,601,599.00	3,601,599.00	3,601,599.00	3,601,599.00	3,921,741.00
Property Taxes	8020-8079		58,259.63	57,073.60	76,732.84	0.00	100,901.00	1,089,958.00	1,774,575.00	51,508.00
Miscellaneous Funds	8080-8099		0.00	0.00	(125,000.00)	0.00	0.00	(125,000.00)	0.00	0.00
Federal Revenue	8100-8299		0.00	0.00	0.00	196,669.00	0.00	0.00	196,669.00	0.00
Other State Revenue	8300-8599		156,677.75	0.00	0.00	289,957.75	1,500,185.30	284,916.00	156,677.75	0.00
Other Local Revenue	8600-8799		0.00	0.00	42,780.00	272,038.00	315,415.00	272,038.00	442,915.00	272,038.00
Interfund Transfers In	8910-8929		0.00	0.00	0.00	0.00	0.00	0.00	0.00	0.00
All Other Financing Sources	8930-8979		0.00	0.00	0.00	0.00	0.00	0.00	0.00	0.00
TOTAL RECEIPTS			2,215,825.38	2,057,961.60	1,995,400.84	4,360,263.75	5,518,100.30	5,123,511.00	6,172,435.75	4,245,287.00
C. DISBURSEMENTS										
Certificated Salaries	1000-1999		81,594.00	275,063.00	2,289,283.00	2,334,067.00	2,333,724.00	2,359,036.00	2,368,215.00	2,304,355.00
Classified Salaries	2000-2999		57,674.00	475,962.00	727,633.00	860,205.00	876,125.00	777,717.00	886,252.00	836,413.00
Employee Benefits	3000-3999		424,256.38	803,040.75	893,899.75	1,566,760.75	1,565,087.75	1,541,077.75	1,556,473.75	1,623,494.75
Books and Supplies	4000-4999		341,021.00	143,716.00	340,105.00	584,948.00	407,482.00	224,246.00	588,425.00	300,400.00
Services	5000-5999		553,964.00	495,180.00	671,655.00	1,023,358.00	705,371.00	1,470,070.00	1,722,042.00	1,024,694.00
Capital Outlay	6000-6599		0.00	197,409.00	197,409.00	209,818.00	197,409.00	197,409.00	197,409.00	0.00
Other Outgo	7000-7499		0.00	0.00	0.00	0.00	0.00	0.00	0.00	5,031.00
Interfund Transfers Out	7600-7629		0.00	0.00	0.00	0.00	0.00	0.00	0.00	0.00

Description	Object	Beginning Balances (Ref. Only)	July	August	September	October	November	December	January	February
All Other Financing Uses	7630-7699		0.00	0.00	0.00	0.00	0.00	0.00	0.00	0.00
<b>TOTAL DISBURSEMENTS</b>			1,458,509.38	2,390,370.75	5,119,984.75	6,579,156.75	6,085,198.75	6,569,555.75	7,318,816.75	6,094,387.75
<b>D. BALANCE SHEET ITEMS</b>										
<u>Assets and Deferred Outflows</u>										
Cash Not In Treasury	9111-9199	25,000.00	25,000.00	0.00	0.00	0.00	0.00	0.00	0.00	0.00
Accounts Receivable	9200-9299	2,150,363.37	2,150,363.37	0.00	0.00	0.00	0.00	0.00	0.00	0.00
Due From Other Funds	9310	0.00	0.00	0.00	0.00	0.00	0.00	0.00	0.00	0.00
Stores	9320	74,000.00	74,000.00	0.00	0.00	0.00	0.00	0.00	0.00	0.00
Prepaid Expenditures	9330	0.00	0.00	0.00	0.00	0.00	0.00	0.00	0.00	0.00
Other Current Assets	9340	0.00	0.00	0.00	0.00	0.00	0.00	0.00	0.00	0.00
Lease Receivable	9380	0.00	0.00	0.00	0.00	0.00	0.00	0.00	0.00	0.00
Deferred Outflows of Resources	9490	0.00	0.00	0.00	0.00	0.00	0.00	0.00	0.00	0.00
<b>SUBTOTAL</b>		2,249,363.37	2,249,363.37	0.00	0.00	0.00	0.00	0.00	0.00	0.00
<u>Liabilities and Deferred Inflows</u>										
Accounts Payable	9500-9599	4,512,287.69	1,135,060.00	1,056,063.00	2,321,164.69	0.00	0.00	0.00	0.00	0.00
Due To Other Funds	9610	0.00	0.00	0.00	0.00	0.00	0.00	0.00	0.00	0.00
Current Loans	9640	0.00	0.00	0.00	0.00	0.00	0.00	0.00	0.00	0.00
Unearned Revenues	9650	0.00	0.00	0.00	0.00	0.00	0.00	0.00	0.00	0.00
Deferred Inflows of Resources	9690	0.00	0.00	0.00	0.00	0.00	0.00	0.00	0.00	0.00
<b>SUBTOTAL</b>		4,512,287.69	1,135,060.00	1,056,063.00	2,321,164.69	0.00	0.00	0.00	0.00	0.00
<u>Nonoperating</u>										
Suspense Clearing	9910	0.00	0.00	0.00	0.00	0.00	0.00	0.00	0.00	0.00
<b>TOTAL BALANCE SHEET ITEMS</b>		(2,262,924.32)	1,114,303.37	(1,056,063.00)	(2,321,164.69)	0.00	0.00	0.00	0.00	0.00
<b>E. NET INCREASE/DECREASE (B - C + D)</b>			1,871,619.37	(1,388,472.15)	(5,445,748.60)	(2,218,893.00)	(567,098.45)	(1,446,044.75)	(1,146,381.00)	(1,849,100.75)
<b>F. ENDING CASH (A + E)</b>			22,011,526.98	20,623,054.83	15,177,306.23	12,958,413.23	12,391,314.78	10,945,270.03	9,798,889.03	7,949,788.28
<b>G. ENDING CASH, PLUS CASH ACCRUALS AND ADJUSTMENTS</b>										

Description	Object	March	April	May	June	Accruals	Adjustments	TOTAL	BUDGET
ACTUALS THROUGH THE MONTH OF (Enter Month Name):									
A. BEGINNING CASH		7,949,788.28	7,125,153.93	7,582,560.03	8,135,796.68				
B. RECEIPTS									
LCFF/Revenue Limit Sources									
Principal Apportionment	8010-8019	3,921,741.00	3,921,741.00	3,921,741.00	3,921,741.00	0.00	0.00	40,017,765.00	40,017,765.00
Property Taxes	8020-8079	529,408.00	767,424.00	1,749,832.00	3,725,116.93	0.00	0.00	9,980,789.00	9,980,789.00
Miscellaneous Funds	8080-8099	(125,000.00)	0.00	0.00	(125,000.00)	0.00	0.00	(500,000.00)	(500,000.00)
Federal Revenue	8100-8299	0.00	196,669.00	0.00	12,745.00	953,868.00	0.00	1,556,620.00	1,556,620.00
Other State Revenue	8300-8599	973,219.00	1,290,886.45	0.00	1,566,331.00	2,846,553.00	0.00	9,065,404.00	9,065,404.00
Other Local Revenue	8600-8799	320,293.00	272,038.00	310,536.00	1,989,516.00	534,276.00	0.00	5,043,883.00	5,043,883.00
Interfund Transfers In	8910-8929	0.00	0.00	0.00	0.00	0.00	0.00	0.00	0.00
All Other Financing Sources	8930-8979	0.00	0.00	0.00	0.00	0.00	0.00	0.00	0.00
TOTAL RECEIPTS		5,619,661.00	6,448,758.45	5,982,109.00	11,090,449.93	4,334,697.00	0.00	65,164,461.00	65,164,461.00
C. DISBURSEMENTS									
Certificated Salaries	1000-1999	2,330,853.00	2,328,088.00	2,235,770.00	4,535,879.00	0.00	0.00	25,775,927.00	25,775,927.00
Classified Salaries	2000-2999	904,198.00	794,944.00	797,439.00	1,371,494.00	0.00	0.00	9,366,056.00	9,366,056.00
Employee Benefits	3000-3999	1,645,887.75	1,617,378.75	1,609,492.75	1,631,011.75	1,353,411.37	0.00	17,831,274.00	17,831,274.00
Books and Supplies	4000-4999	93,155.00	651,631.00	122,666.00	104,467.00	458,065.00	0.00	4,360,327.00	4,360,327.00
Services	5000-5999	1,267,406.00	396,515.00	448,372.00	2,059,653.00	464,156.00	0.00	12,302,436.00	12,302,436.00
Capital Outlay	6000-6599	197,408.60	197,408.60	197,408.60	184,997.20	0.00	0.00	1,974,086.00	1,974,086.00
Other Outgo	7000-7499	5,387.00	5,387.00	17,724.00	17,981.00	0.00	0.00	51,510.00	51,510.00
Interfund Transfers Out	7600-7629	0.00	0.00	0.00	350,000.00	0.00	0.00	350,000.00	350,000.00
All Other Financing Uses	7630-7699	0.00	0.00	0.00	0.00	0.00	0.00	0.00	0.00

Description	Object	March	April	May	June	Accruals	Adjustments	TOTAL	BUDGET
TOTAL DISBURSEMENTS		6,444,295.35	5,991,352.35	5,428,872.35	10,255,482.95	2,275,632.37	0.00	72,011,616.00	72,011,616.00
<b>D. BALANCE SHEET ITEMS</b>									
<u>Assets and Deferred Outflows</u>									
Cash Not In Treasury	9111-9199	0.00	0.00	0.00	0.00	0.00	0.00	25,000.00	
Accounts Receivable	9200-9299	0.00	0.00	0.00	0.00	4,156,048.00	0.00	6,306,411.37	
Due From Other Funds	9310	0.00	0.00	0.00	0.00	0.00	0.00	0.00	
Stores	9320	0.00	0.00	0.00	0.00	0.00	0.00	74,000.00	
Prepaid Expenditures	9330	0.00	0.00	0.00	0.00	0.00	0.00	0.00	
Other Current Assets	9340	0.00	0.00	0.00	0.00	0.00	0.00	0.00	
Lease Receivable	9380	0.00	0.00	0.00	0.00	0.00	0.00	0.00	
Deferred Outflows of Resources	9490	0.00	0.00	0.00	0.00	0.00	0.00	0.00	
SUBTOTAL		0.00	0.00	0.00	0.00	4,156,048.00	0.00	6,405,411.37	
<u>Liabilities and Deferred Inflows</u>									
Accounts Payable	9500-9599	0.00	0.00	0.00	0.00	1,948,033.00	0.00	6,460,320.69	
Due To Other Funds	9610	0.00	0.00	0.00	0.00	0.00	0.00	0.00	
Current Loans	9640	0.00	0.00	0.00	0.00	0.00	0.00	0.00	
Unearned Revenues	9650	0.00	0.00	0.00	0.00	0.00	0.00	0.00	
Deferred Inflows of Resources	9690	0.00	0.00	0.00	0.00	0.00	0.00	0.00	
SUBTOTAL		0.00	0.00	0.00	0.00	1,948,033.00	0.00	6,460,320.69	
<u>Nonoperating</u>									
Suspense Clearing	9910	0.00	0.00	0.00	0.00	0.00	0.00	0.00	
TOTAL BALANCE SHEET ITEMS		0.00	0.00	0.00	0.00	2,208,015.00	0.00	(54,909.32)	
E. NET INCREASE/DECREASE (B - C + D)		(824,634.35)	457,406.10	553,236.65	834,966.98	4,267,079.63	0.00	(6,902,064.32)	(6,847,155.00)
F. ENDING CASH (A + E)		7,125,153.93	7,582,560.03	8,135,796.68	8,970,763.66				
G. ENDING CASH, PLUS CASH ACCRUALS AND ADJUSTMENTS								13,237,843.29	

---

***CRITERIA AND STANDARDS REVIEW***

---

---

***This Page Intentionally Left Blank***

---

Provide methodology and assumptions used to estimate ADA, enrollment, revenues, expenditures, reserves and fund balance, and multiyear commitments (including cost-of-living adjustments).

Deviations from the standards must be explained and may affect the interim certification.

**CRITERIA AND STANDARDS**

**1. CRITERION: Average Daily Attendance**

STANDARD: Funded average daily attendance (ADA) for any of the current fiscal year or two subsequent fiscal years has not changed by more than two percent since budget adoption.

District's ADA Standard Percentage Range: -2.0% to +2.0%

**1A. Calculating the District's ADA Variances**

DATA ENTRY: Budget Adoption data that exist for the current year will be extracted; otherwise, enter data into the first column for all fiscal years. First Interim Projected Year Totals data that exist for the current year will be extracted; otherwise, enter data for all fiscal years. Enter district regular ADA and charter school ADA corresponding to financial data reported in the General Fund, only, for all fiscal years.

Estimated Funded ADA

Fiscal Year		Budget Adoption	First Interim	Percent Change	Status
		Budget (Form 01CS, Item 1A)	Projected Year Totals (Form AI, Lines A4 and C4)		
Current Year (2023-24)	District Regular	3,766.53	3,766.50		
	Charter School	0.00	0.00		
	<b>Total ADA</b>	<b>3,766.53</b>	<b>3,766.50</b>	<b>0.0%</b>	<b>Met</b>
1st Subsequent Year (2024-25)	District Regular	3,517.51	3,517.51		
	Charter School				
	<b>Total ADA</b>	<b>3,517.51</b>	<b>3,517.51</b>	<b>0.0%</b>	<b>Met</b>
2nd Subsequent Year (2025-26)	District Regular	3,400.57	3,357.99		
	Charter School				
	<b>Total ADA</b>	<b>3,400.57</b>	<b>3,357.99</b>	<b>(1.3%)</b>	<b>Met</b>

**1B. Comparison of District ADA to the Standard**

DATA ENTRY: Enter an explanation if the standard is not met.

1a. STANDARD MET - Funded ADA has not changed since budget adoption by more than two percent in any of the current year or two subsequent fiscal years.

**Explanation:**  
(required if NOT met)

2. CRITERION: Enrollment

STANDARD: Projected enrollment for any of the current fiscal year or two subsequent fiscal years has not changed by more than two percent since budget adoption

District's Enrollment Standard Percentage Range: -2.0% to +2.0%

**2A. Calculating the District's Enrollment Variances**

DATA ENTRY: Budget Adoption data that exist will be extracted; otherwise, enter data into the first column for all fiscal years. Enter data in the second column for all fiscal years. Enter district regular enrollment and charter school enrollment corresponding to financial data reported in the General Fund, only, for all fiscal years.

Fiscal Year	Enrollment		Percent Change	Status
	Budget Adoption (Form 01CS, Item 3B)	First Interim CBEDS/Projected		
Current Year (2023-24)				
District Regular	3,665.00	3,602.00		
Charter School				
<b>Total Enrollment</b>	<b>3,665.00</b>	<b>3,602.00</b>	<b>(1.7%)</b>	<b>Met</b>
1st Subsequent Year (2024-25)				
District Regular	3,609.00	3,395.00		
Charter School				
<b>Total Enrollment</b>	<b>3,609.00</b>	<b>3,395.00</b>	<b>(5.9%)</b>	<b>Not Met</b>
2nd Subsequent Year (2025-26)				
District Regular	3,542.00	3,211.00		
Charter School				
<b>Total Enrollment</b>	<b>3,542.00</b>	<b>3,211.00</b>	<b>(9.3%)</b>	<b>Not Met</b>

**2B. Comparison of District Enrollment to the Standard**

DATA ENTRY: Enter an explanation if the standard is not met.

- 1a. STANDARD NOT MET - Enrollment projections have changed since budget adoption by more than two percent in any of the current year or two subsequent fiscal years. Provide reasons why the change(s) exceed the standard, a description of the methods and assumptions used in projecting enrollment, and what changes will be made to improve the accuracy of projections in this area.

**Explanation:**  
(required if NOT met)

The district is estimating that an increase in the declining enrollment will slightly increase. We will reevaluate at second interim on projected enrollment.



3. CRITERION: ADA to Enrollment

STANDARD: Projected second period (P-2) average daily attendance (ADA) to enrollment ratio for any of the current fiscal year or two subsequent fiscal years has not increased from the historical average ratio from the three prior fiscal years by more than one half of one percent (0.5%).

3A. Calculating the District's ADA to Enrollment Standard

DATA ENTRY: Unaudited Actuals data that exist will be extracted into the P-2 ADA column for the First Prior Year; otherwise, enter First Prior Year data. P-2 ADA for the second and third prior years are preloaded. Budget Adoption data that exist will be extracted into the Enrollment column; otherwise, enter Enrollment data for all fiscal years. Data should reflect district regular and charter school ADA/enrollment corresponding to financial data reported in the General Fund, only, for all fiscal years.

Fiscal Year	P-2 ADA	Enrollment	Historical Ratio of ADA to Enrollment
	Unaudited Actuals (Form A, Lines A4 and C4)	CBEDS Actual (Form 01CS, Item 2A)	
Third Prior Year (2020-21)			
District Regular	4,152	4,079	
Charter School			
<b>Total ADA/Enrollment</b>	<b>4,152</b>	<b>4,079</b>	<b>101.8%</b>
Second Prior Year (2021-22)			
District Regular	3,485	3,865	
Charter School			
<b>Total ADA/Enrollment</b>	<b>3,485</b>	<b>3,865</b>	<b>90.2%</b>
First Prior Year (2022-23)			
District Regular	3,461	3,737	
Charter School			
<b>Total ADA/Enrollment</b>	<b>3,461</b>	<b>3,737</b>	<b>92.6%</b>
Historical Average Ratio:			94.9%
<b>District's ADA to Enrollment Standard (historical average ratio plus 0.5%):</b>			<b>95.4%</b>

3B. Calculating the District's Projected Ratio of ADA to Enrollment

DATA ENTRY: Estimated P-2 ADA will be extracted into the first column for the Current Year; enter data in the first column for the subsequent fiscal years. Data should reflect district regular and charter school ADA/enrollment corresponding to financial data reported in the General Fund, only, for all fiscal years. All other data are extracted.

Fiscal Year	Estimated P-2 ADA	Enrollment	Ratio of ADA to Enrollment	Status
	(Form AI, Lines A4 and C4)	CBEDS/Projected (Criterion 2, Item 2A)		
Current Year (2023-24)				
District Regular	3,404	3,602		
Charter School	0			
<b>Total ADA/Enrollment</b>	<b>3,404</b>	<b>3,602</b>	<b>94.5%</b>	<b>Met</b>
1st Subsequent Year (2024-25)				
District Regular	3,208	3,395		
Charter School				
<b>Total ADA/Enrollment</b>	<b>3,208</b>	<b>3,395</b>	<b>94.5%</b>	<b>Met</b>
2nd Subsequent Year (2025-26)				
District Regular	3,034	3,211		
Charter School				
<b>Total ADA/Enrollment</b>	<b>3,034</b>	<b>3,211</b>	<b>94.5%</b>	<b>Met</b>

3C. Comparison of District ADA to Enrollment Ratio to the Standard

DATA ENTRY: Enter an explanation if the standard is not met.

1a. STANDARD MET - Projected P-2 ADA to enrollment ratio has not exceeded the standard for the current year and two subsequent fiscal years.

**Explanation:**  
(required if NOT met)

Prior Year ADA is higher then current year. The District will use a 94.50% ADA to enrollment percentage.

4. CRITERION: LCFF Revenue

STANDARD: Projected LCFF revenue for any of the current fiscal year or two subsequent fiscal years has not changed by more than two percent since budget adoption.

District's LCFF Revenue Standard Percentage Range:

4A. Calculating the District's Projected Change in LCFF Revenue

DATA ENTRY: Budget Adoption data that exist will be extracted; otherwise, enter data into the first column. In the First Interim column, Current Year data are extracted; enter data for the two subsequent years.

Fiscal Year	LCFF Revenue		Percent Change	Status
	(Fund 01, Objects 8011, 8012, 8020-8089)			
	Budget Adoption (Form 01CS, Item 4B)	First Interim Projected Year Totals		
Current Year (2023-24)	50,131,350.00	50,906,666.00	1.5%	Met
1st Subsequent Year (2024-25)	49,719,106.00	49,998,554.00	.6%	Met
2nd Subsequent Year (2025-26)	49,740,282.00	50,019,940.00	.6%	Met

4B. Comparison of District LCFF Revenue to the Standard

DATA ENTRY: Enter an explanation if the standard is not met.

1a. STANDARD MET - LCFF revenue has not changed since budget adoption by more than two percent for the current year and two subsequent fiscal years.

**Explanation:**  
(required if NOT met)

5. CRITERION: Salaries and Benefits

STANDARD: Projected ratio of total unrestricted salaries and benefits to total unrestricted general fund expenditures for any of the current fiscal year or two subsequent fiscal years has not changed from the historical average ratio from the three prior fiscal years by more than the greater of three percent or the district's required reserves percentage.

5A. Calculating the District's Historical Average Ratio of Unrestricted Salaries and Benefits to Total Unrestricted General Fund Expenditures

DATA ENTRY: Unaudited Actuals data that exist for the First Prior Year will be extracted; otherwise, enter data for the First Prior Year. Unaudited Actuals data for the second and third prior years are preloaded.

Fiscal Year	Unaudited Actuals - Unrestricted (Resources 0000-1999)		Ratio of Unrestricted Salaries and Benefits to Total Unrestricted Expenditures
	Salaries and Benefits (Form 01, Objects 1000- 3999)	Total Expenditures (Form 01, Objects 1000- 7499)	
	Third Prior Year (2020-21)	29,457,911.08	
Second Prior Year (2021-22)	31,485,499.63	36,644,080.98	85.9%
First Prior Year (2022-23)	51,320,898.00	65,354,538.00	78.5%
	Historical Average Ratio:		84.3%

	Current Year (2023-24)	1st Subsequent Year (2024-25)	2nd Subsequent Year (2025-26)
District's Reserve Standard Percentage (Criterion 10B, Line 4)	3%	3%	3%
District's Salaries and Benefits Standard (historical average ratio, plus/minus the greater of 3% or the district's reserve standard percentage):	81.3% to 87.3%	81.3% to 87.3%	81.3% to 87.3%

5B. Calculating the District's Projected Ratio of Unrestricted Salaries and Benefits to Total Unrestricted General Fund Expenditures

DATA ENTRY: If Form MYPI exists, Projected Year Totals data for the two subsequent years will be extracted; if not, enter Projected Year Totals data. Projected Year Totals data for Current Year are extracted.

Fiscal Year	Projected Year Totals - Unrestricted (Resources 0000-1999)		Ratio of Unrestricted Salaries and Benefits to Total Unrestricted Expenditures	Status
	Salaries and Benefits (Form 011, Objects 1000- 3999)	Total Expenditures (Form 011, Objects 1000- 7499)		
	Current Year (2023-24)	38,878,192.00		
1st Subsequent Year (2024-25)	38,757,137.00	46,495,116.00	83.4%	Met
2nd Subsequent Year (2025-26)	38,684,002.00	45,869,600.00	84.3%	Met

5C. Comparison of District Salaries and Benefits Ratio to the Standard

DATA ENTRY: Enter an explanation if the standard is not met.

1a. STANDARD MET - Ratio of total unrestricted salaries and benefits to total unrestricted expenditures has met the standard for the current year and two subsequent fiscal years.

Explanation:  
(required if NOT met)

6. CRITERION: Other Revenues and Expenditures

STANDARD: Projected operating revenues (including federal, other state and other local) or expenditures (including books and supplies, and services and other operating), for any of the current fiscal year or two subsequent fiscal years, have not changed by more than five percent since budget adoption. Changes that exceed five percent in any major object category must be explained.

District's Other Revenues and Expenditures Standard Percentage Range:	-5.0% to +5.0%
District's Other Revenues and Expenditures Explanation Percentage Range:	-5.0% to +5.0%

6A. Calculating the District's Change by Major Object Category and Comparison to the Explanation Percentage Range

DATA ENTRY: Budget Adoption data that exist will be extracted; otherwise, enter data into the first column. First Interim data for the Current Year are extracted. If First Interim Form MYPI exists, data for the two subsequent years will be extracted; if not, enter data for the two subsequent years into the second column. Explanations must be entered for each category if the percent change for any year exceeds the district's explanation percentage range.

Object Range / Fiscal Year	Budget Adoption	First Interim	Percent Change	Change Is Outside Explanation Range
	Budget (Form 01CS, Item 6B)	Projected Year Totals (Fund 01) (Form MYPI)		

Federal Revenue (Fund 01, Objects 8100-8299) (Form MYPI, Line A2)

Current Year (2023-24)	3,224,112.00	4,160,200.00	29.0%	Yes
1st Subsequent Year (2024-25)	1,711,698.00	1,556,620.00	-9.1%	Yes
2nd Subsequent Year (2025-26)	1,711,698.00	1,556,620.00	-9.1%	Yes

Explanation:  
(required if Yes)

At our 45 Day Revision we added an estimated \$1 million in carryover Federal Revenue. The decrease in Federal Revenue is due to the remaining allocation of COVID dollars coming out of the budget.

Other State Revenue (Fund 01, Objects 8300-8599) (Form MYPI, Line A3)

Current Year (2023-24)	11,635,132.00	9,704,463.00	-16.6%	Yes
1st Subsequent Year (2024-25)	9,156,142.00	9,065,404.00	-1.0%	No
2nd Subsequent Year (2025-26)	9,099,649.00	9,065,404.00	-.4%	No

Explanation:  
(required if Yes)

Fund balance allocations had been estimated at adopted budget that were backed out at First Interim.

Other Local Revenue (Fund 01, Objects 8600-8799) (Form MYPI, Line A4)

Current Year (2023-24)	3,642,846.00	5,043,883.00	38.5%	Yes
1st Subsequent Year (2024-25)	3,642,846.00	5,043,883.00	38.5%	Yes
2nd Subsequent Year (2025-26)	3,642,846.00	5,042,258.00	38.4%	Yes

Explanation:  
(required if Yes)

The 2022-2023 FMV of CASH adjustment is the difference the increase.

Books and Supplies (Fund 01, Objects 4000-4999) (Form MYPI, Line B4)

Current Year (2023-24)	9,753,170.00	7,428,044.00	-23.8%	Yes
1st Subsequent Year (2024-25)	6,469,853.00	4,360,327.00	-32.6%	Yes
2nd Subsequent Year (2025-26)	6,440,657.00	4,475,439.00	-30.5%	Yes

Explanation:  
(required if Yes)

Expenditures were moved from 4000 to 5000 object codes.

Services and Other Operating Expenditures (Fund 01, Objects 5000-5999) (Form MYPI, Line B5)

Current Year (2023-24)	9,649,359.00	12,125,699.00	25.7%	Yes
1st Subsequent Year (2024-25)	10,639,797.00	12,302,436.00	15.6%	Yes
2nd Subsequent Year (2025-26)	9,995,227.00	11,861,569.00	18.7%	Yes

Explanation:  
(required if Yes)

Budget adjustments from 4000 to 5000 has made made during First Interim.

**6B. Calculating the District's Change in Total Operating Revenues and Expenditures**

DATA ENTRY: All data are extracted or calculated.

Object Range / Fiscal Year	Budget Adoption	First Interim	Percent Change	Status
	Budget	Projected Year Totals		
<b>Total Federal, Other State, and Other Local Revenue (Section 6A)</b>				
Current Year (2023-24)	18,502,090.00	18,908,546.00	2.2%	Met
1st Subsequent Year (2024-25)	14,510,686.00	15,665,907.00	8.0%	Not Met
2nd Subsequent Year (2025-26)	14,454,193.00	15,664,282.00	8.4%	Not Met
<b>Total Books and Supplies, and Services and Other Operating Expenditures (Section 6A)</b>				
Current Year (2023-24)	19,402,529.00	19,553,743.00	.8%	Met
1st Subsequent Year (2024-25)	17,109,650.00	16,662,763.00	-2.6%	Met
2nd Subsequent Year (2025-26)	16,435,884.00	16,337,008.00	-.6%	Met

**6C. Comparison of District Total Operating Revenues and Expenditures to the Standard Percentage Range**

DATA ENTRY: Explanations are linked from Section 6A if the status in Section 6B is Not Met; no entry is allowed below.

- 1a. STANDARD NOT MET - One or more projected operating revenue have changed since budget adoption by more than the standard in one or more of the current year or two subsequent fiscal years. Reasons for the projected change, descriptions of the methods and assumptions used in the projections, and what changes, if any, will be made to bring the projected operating revenues within the standard must be entered in Section 6A above and will also display in the explanation box below.

**Explanation:**  
Federal Revenue  
(linked from 6A  
if NOT met)

At our 45 Day Revision we added an estimated \$1 million in carry over Federal Revenue. The decrease in Federal Revenue is due to the remaining allocation of COVID dollars coming out of the budget.

**Explanation:**  
Other State Revenue  
(linked from 6A  
if NOT met)

Fund balance allocations had been estimated at adopted budget that were backed out at First Interim.

**Explanation:**  
Other Local Revenue  
(linked from 6A  
if NOT met)

The 2022-2023 FMV of CASH adjustment is the difference the increase.

- 1b. STANDARD MET - Projected total operating expenditures have not changed since budget adoption by more than the standard for the current year and two subsequent fiscal years.

**Explanation:**  
Books and Supplies  
(linked from 6A  
if NOT met)

**Explanation:**  
Services and Other Exps  
(linked from 6A  
if NOT met)

7. CRITERION: Facilities Maintenance

STANDARD: Identify changes that have occurred since budget adoption in the projected contributions for facilities maintenance funding as required pursuant to Education Code Section 17070.75, or in how the district is providing adequately to preserve the functionality of its facilities for their normal life in accordance with Education Code sections 52060(d)(1) and 17002(d)(1).

**Determining the District's Compliance with the Contribution Requirement for EC Section 17070.75 - Ongoing and Major Maintenance/Restricted Maintenance Account (OMMA/RMA)**

**NOTE:** EC Section 17070.75 requires the district to deposit into the account a minimum amount equal to or greater than three percent of the total general fund expenditures and other financing uses for that fiscal year. Statute exclude the following resource codes from the total general fund expenditures calculation: 3212, 3213, 3214, 3216, 3218, 3219, 3225, 3226, 3227, 3228, 5316, 5632, 5633, 5634, 7027, and 7690.

DATA ENTRY: Enter the Required Minimum Contribution if Budget data does not exist. Budget data that exist will be extracted; otherwise, enter budget data into lines 1, if applicable, and 2. All other data are extracted.

	Required Minimum Contribution	First Interim Contribution	Status
		Projected Year Totals (Fund 01, Resource 8150, Objects 8900-8999)	
1. OMMA/RMA Contribution	2,011,793.19	2,182,739.00	Met
2. Budget Adoption Contribution (information only) (Form 01CS, Criterion 7)		2,049,357.00	

If status is not met, enter an X in the box that best describes why the minimum required contribution was not made:

- Not applicable (district does not participate in the Leroy F. Greene School Facilities Act of 1998)
- Exempt (due to district's small size [EC Section 17070.75 (b)(2)(E)])
- Other (explanation must be provided)

**Explanation:**  
(required if NOT met  
and Other is marked)

8. CRITERION: Deficit Spending

STANDARD: Unrestricted deficit spending (total unrestricted expenditures and other financing uses is greater than total unrestricted revenues and other financing sources) as a percentage of total unrestricted expenditures and other financing uses, has not exceeded one-third of the district's available reserves<sup>1</sup> as a percentage of total expenditures and other financing uses<sup>2</sup> in any of the current fiscal year or two subsequent fiscal years.

<sup>1</sup>Available reserves are the unrestricted amounts in the Stabilization Arrangements, Reserve for Economic Uncertainties, and Unassigned/Unappropriated accounts in the General Fund and the Special Reserve Fund for Other Than Capital Outlay Projects. Available reserves will be reduced by any negative ending balances in restricted resources in the General Fund.

<sup>2</sup>A school district that is the Administrative Unit of a Special Education Local Plan Area (SELPA) may exclude from its expenditures the distribution of funds to its participating members.

8A. Calculating the District's Deficit Spending Standard Percentage Levels

DATA ENTRY: All data are extracted or calculated.

	Current Year (2023-24)	1st Subsequent Year (2024-25)	2nd Subsequent Year (2025-26)
District's Available Reserve Percentages (Criterion 10C, Line 9)	9.5%	6.6%	3.3%
<b>District's Deficit Spending Standard Percentage Levels (one-third of available reserve percentage):</b>	<b>3.2%</b>	<b>2.2%</b>	<b>1.1%</b>

8B. Calculating the District's Deficit Spending Percentages

DATA ENTRY: Current Year data are extracted. If Form MYPI exists, data for the two subsequent years will be extracted; if not, enter data for the two subsequent years into the first and second columns.

Fiscal Year	Projected Year Totals			Status
	Net Change in Unrestricted Fund Balance (Form 011, Section E) (Form MYPI, Line C)	Total Unrestricted Expenditures and Other Financing Uses (Form 011, Objects 1000- 7999) (Form MYPI, Line B11)	Deficit Spending Level (If Net Change in Unrestricted Fund Balance is negative, else N/A)	
Current Year (2023-24)	(2,973,740.00)	47,261,191.00	6.3%	Not Met
1st Subsequent Year (2024-25)	(3,082,886.00)	46,495,116.00	6.6%	Not Met
2nd Subsequent Year (2025-26)	(2,425,643.00)	45,869,600.00	5.3%	Not Met

8C. Comparison of District Deficit Spending to the Standard

DATA ENTRY: Enter an explanation if the standard is not met.

- 1a. STANDARD NOT MET - Unrestricted deficit spending has exceeded the standard percentage level in any of the current year or two subsequent fiscal years. Provide reasons for the deficit spending, a description of the methods and assumptions used in balancing the unrestricted budget, and what changes will be made to ensure that the budget deficits are eliminated or are balanced within the standard.

**Explanation:**  
(required if NOT met)

Latest COLA estimates are currently being used and under the revenue projections, the increase in annual cost exceeds the COLA in 24-25. The district has factor in a 5FTE reduction due to attrition.

9. CRITERION: Fund and Cash Balances

A. FUND BALANCE STANDARD: Projected general fund balance will be positive at the end of the current fiscal year and two subsequent fiscal years.

9A-1. Determining if the District's General Fund Ending Balance is Positive

DATA ENTRY: Current Year data are extracted. If Form MYPI exists, data for the two subsequent years will be extracted; if not, enter data for the two subsequent years.

Fiscal Year	Ending Fund Balance General Fund Projected Year Totals (Form 011, Line F2 ) (Form MYPI, Line D2)	Status
Current Year (2023-24)	20,304,029.03	Met
1st Subsequent Year (2024-25)	13,456,874.03	Met
2nd Subsequent Year (2025-26)	7,028,370.03	Met

9A-2. Comparison of the District's Ending Fund Balance to the Standard

DATA ENTRY: Enter an explanation if the standard is not met.

1a. STANDARD MET - Projected general fund ending balance is positive for the current fiscal year and two subsequent fiscal years.

Explanation:  
(required if NOT met)

B. CASH BALANCE STANDARD: Projected general fund cash balance will be positive at the end of the current fiscal year.

9B-1. Determining if the District's Ending Cash Balance is Positive

DATA ENTRY: If Form CASH exists, data will be extracted; if not, data must be entered below.

Fiscal Year	Ending Cash Balance General Fund (Form CASH, Line F, June Column)	Status
Current Year (2023-24)	20,139,907.61	Met

9B-2. Comparison of the District's Ending Cash Balance to the Standard

DATA ENTRY: Enter an explanation if the standard is not met.

1a. STANDARD MET - Projected general fund cash balance will be positive at the end of the current fiscal year.

Explanation:  
(required if NOT met)



10. CRITERION: Reserves

STANDARD: Available reserves<sup>1</sup> for any of the current fiscal year or two subsequent fiscal years are not less than the following percentages or amounts<sup>2</sup> as applied to total expenditures and other financing uses<sup>3</sup>:

DATA ENTRY: Current Year data are extracted. If Form MYPI exists, 1st and 2nd Subsequent Year data will be extracted. If not, enter district regular ADA and charter school ADA corresponding to financial data reported in the General Fund, only, for the two subsequent years.

Percentage Level	District ADA
5% or \$80,000 (greater of)	0 to 300
4% or \$80,000 (greater of)	301 to 1,000
3%	1,001 to 30,000
2%	30,001 to 400,000
1%	400,001 and over

<sup>1</sup> Available reserves are the unrestricted amounts in the Stabilization Arrangements, Reserve for Economic Uncertainties, and Unassigned/Unappropriated accounts in the General Fund and Special Reserve Fund for Other Than Capital Outlay Projects. Available reserves will be reduced by any negative ending balances in restricted resources in the General Fund.

<sup>2</sup> Dollar amounts to be adjusted annually by the prior year statutory cost-of-living adjustment (Education Code Section 42238), rounded to the nearest thousand.

<sup>3</sup> A school district that is the Administrative Unit (AU) of a Special Education Local Plan Area (SELPA) may exclude from its expenditures the distribution of funds to its participating members.

	Current Year (2023-24)	1st Subsequent Year (2024-25)	2nd Subsequent Year (2025-26)
District Estimated P-2 ADA (Current Year, Form AI, Lines A4 and C4. Subsequent Years, Form MYPI, Line F2, if available.)	3,403.90	3,208.00	3,034.00
<b>District's Reserve Standard Percentage Level:</b>	<b>3%</b>	<b>3%</b>	<b>3%</b>

10A. Calculating the District's Special Education Pass-through Exclusions (only for districts that serve as the AU of a SELPA)

DATA ENTRY: For SELPA AUs, if Form MYPI exists, all data will be extracted including the Yes/No button selection. If not, click the appropriate Yes or No button for item 1 and, if Yes, enter data for item 2a and for the two subsequent years in item 2b; Current Year data are extracted.

For districts that serve as the AU of a SELPA (Form MYPI, Lines F1a, F1b1, and F1b2):

1. Do you choose to exclude from the reserve calculation the pass-through funds distributed to SELPA members?

Yes

2. If you are the SELPA AU and are excluding special education pass-through funds:

a. Enter the name(s) of the SELPA(s):

---



---

b. Special Education Pass-through Funds  
(Fund 10, resources 3300-3499, 6500-6540 and 6546, objects 7211-7213 and 7221-7223)

Current Year Projected Year Totals (2023-24)	1st Subsequent Year (2024-25)	2nd Subsequent Year (2025-26)
0.00		

10B. Calculating the District's Reserve Standard

DATA ENTRY: If Form MYPI exists, all data will be extracted or calculated. If not, enter data for line 1 for the two subsequent years; Current Year data are extracted.

	Current Year Projected Year Totals (2023-24)	1st Subsequent Year (2024-25)	2nd Subsequent Year (2025-26)
1. Expenditures and Other Financing Uses (Form 011, objects 1000-7999) (Form MYPI, Line B11)	75,543,592.00	72,011,616.00	71,612,726.00
2. Plus: Special Education Pass-through (Criterion 10A, Line 2b, if Criterion 10A, Line 1 is No)			
3. Total Expenditures and Other Financing Uses (Line B1 plus Line B2)	75,543,592.00	72,011,616.00	71,612,726.00

4.	Reserve Standard Percentage Level	3%	3%	3%
5.	Reserve Standard - by Percent (Line B3 times Line B4)	2,266,307.76	2,160,348.48	2,148,381.78
6.	Reserve Standard - by Amount (\$80,000 for districts with 0 to 1,000 ADA, else 0)	0.00	0.00	0.00
7.	<b>District's Reserve Standard</b> <b>(Greater of Line B5 or Line B6)</b>	<b>2,266,307.76</b>	<b>2,160,348.48</b>	<b>2,148,381.78</b>

**10C. Calculating the District's Available Reserve Amount**

DATA ENTRY: All data are extracted from fund data and Form MYPI. If Form MYPI does not exist, enter data for the two subsequent years.

Reserve Amounts (Unrestricted resources 0000-1999 except Line 4)	Current Year		
	Projected Year Totals (2023-24)	1st Subsequent Year (2024-25)	2nd Subsequent Year (2025-26)
1. General Fund - Stabilization Arrangements (Fund 01, Object 9750) (Form MYPI, Line E1a)	0.00	0.00	0.00
2. General Fund - Reserve for Economic Uncertainties (Fund 01, Object 9789) (Form MYPI, Line E1b)	2,266,307.76	2,160,348.48	2,148,381.78
3. General Fund - Unassigned/Unappropriated Amount (Fund 01, Object 9790) (Form MYPI, Line E1c)	4,894,835.30	2,624,864.58	211,188.28
4. General Fund - Negative Ending Balances in Restricted Resources (Fund 01, Object 979Z, if negative, for each of resources 2000-9999) (Form MYPI, Line E1d)	(.92)	0.00	0.00
5. Special Reserve Fund - Stabilization Arrangements (Fund 17, Object 9750) (Form MYPI, Line E2a)	0.00	0.00	0.00
6. Special Reserve Fund - Reserve for Economic Uncertainties (Fund 17, Object 9789) (Form MYPI, Line E2b)	0.00	0.00	0.00
7. Special Reserve Fund - Unassigned/Unappropriated Amount (Fund 17, Object 9790) (Form MYPI, Line E2c)	0.00	0.00	0.00
8. District's Available Reserve Amount (Lines C1 thru C7)	7,161,142.14	4,785,213.06	2,359,570.06
9. District's Available Reserve Percentage (Information only) (Line 8 divided by Section 10B, Line 3)	9.48%	6.65%	3.29%
<b>District's Reserve Standard (Section 10B, Line 7):</b>	<b>2,266,307.76</b>	<b>2,160,348.48</b>	<b>2,148,381.78</b>
Status:	Met	Met	Met

**10D. Comparison of District Reserve Amount to the Standard**

DATA ENTRY: Enter an explanation if the standard is not met.

1a. STANDARD MET - Available reserves have met the standard for the current year and two subsequent fiscal years.

**Explanation:**  
(required if NOT met)

---

---

**SUPPLEMENTAL INFORMATION**

---

---

DATA ENTRY: Click the appropriate Yes or No button for items S1 through S4. Enter an explanation for each Yes answer.

**S1. Contingent Liabilities**

1a. Does your district have any known or contingent liabilities (e.g., financial or program audits, litigation, state compliance reviews) that have occurred since budget adoption that may impact the budget?

1b. If Yes, identify the liabilities and how they may impact the budget:

**S2. Use of One-time Revenues for Ongoing Expenditures**

1a. Does your district have ongoing general fund expenditures funded with one-time revenues that have changed since budget adoption by more than five percent?

1b. If Yes, identify the expenditures and explain how the one-time resources will be replaced to continue funding the ongoing expenditures in the following fiscal years:

**S3. Temporary Interfund Borrowings**

1a. Does your district have projected temporary borrowings between funds?  
(Refer to Education Code Section 42603)

1b. If Yes, identify the interfund borrowings:

**S4. Contingent Revenues**

1a. Does your district have projected revenues for the current fiscal year or either of the two subsequent fiscal years contingent on reauthorization by the local government, special legislation, or other definitive act (e.g., parcel taxes, forest reserves)?

1b. If Yes, identify any of these revenues that are dedicated for ongoing expenses and explain how the revenues will be replaced or expenditures reduced:

**S5. Contributions**

Identify projected contributions from unrestricted resources in the general fund to restricted resources in the general fund for the current fiscal year and two subsequent fiscal years. Provide an explanation if contributions have changed by more than \$20,000 and more than five percent since budget adoption.

Identify projected transfers to or from the general fund to cover operating deficits in either the general fund or any other fund for the current fiscal year and two subsequent fiscal years. Provide an explanation if transfers have changed by more than \$20,000 and more than five percent since budget adoption.

Identify capital project cost overruns that have occurred since budget adoption that may impact the general fund budget.

District's Contributions and Transfers Standard: -5.0% to +5.0% or -\$20,000 to +\$20,000

**S5A. Identification of the District's Projected Contributions, Transfers, and Capital Projects that may Impact the General Fund**

DATA ENTRY: Budget Adoption data that exist will be extracted; otherwise, enter data into the first column. For Contributions, the First Interim's Current Year data will be extracted. Enter First Interim Contributions for the 1st and 2nd Subsequent Years. For Transfers In and Transfers Out, the First Interim's Current Year data will be extracted. If Form MYPI exists, the data will be extracted into the First Interim column for the 1st and 2nd Subsequent Years. If Form MYPI does not exist, enter data for 1st and 2nd Subsequent Years. Click on the appropriate button for Item 1d; all other data will be calculated.

Description / Fiscal Year	Budget Adoption (Form 01CS, Item S5A)	First Interim Projected Year Totals	Percent Change	Amount of Change	Status
<b>1a. Contributions, Unrestricted General Fund</b>					
<b>(Fund 01, Resources 0000-1999, Object 8980)</b>					
Current Year (2023-24)	(8,208,883.00)	(9,420,848.00)	14.8%	1,211,965.00	Not Met
1st Subsequent Year (2024-25)	(8,208,883.00)	(9,387,957.00)	14.4%	1,179,074.00	Not Met
2nd Subsequent Year (2025-26)	(8,186,803.00)	(9,375,991.00)	14.5%	1,189,188.00	Not Met
<b>1b. Transfers In, General Fund *</b>					
Current Year (2023-24)	0.00	0.00	0.0%	0.00	Met
1st Subsequent Year (2024-25)	0.00	0.00	0.0%	0.00	Met
2nd Subsequent Year (2025-26)	0.00	0.00	0.0%	0.00	Met
<b>1c. Transfers Out, General Fund *</b>					
Current Year (2023-24)	350,000.00	350,000.00	0.0%	0.00	Met
1st Subsequent Year (2024-25)	350,000.00	350,000.00	0.0%	0.00	Met
2nd Subsequent Year (2025-26)	350,000.00	350,000.00	0.0%	0.00	Met

**1d. Capital Project Cost Overruns**

Have capital project cost overruns occurred since budget adoption that may impact the general fund operational budget?

No

\* Include transfers used to cover operating deficits in either the general fund or any other fund.

**S5B. Status of the District's Projected Contributions, Transfers, and Capital Projects**

DATA ENTRY: Enter an explanation if Not Met for items 1a-1c or if Yes for Item 1d.

1a. NOT MET - The projected contributions from the unrestricted general fund to restricted general fund programs have changed since budget adoption by more than the standard for any of the current year or subsequent two fiscal years. Identify restricted programs and contribution amount for each program and whether contributions are ongoing or one-time in nature. Explain the district's plan, with timeframes, for reducing or eliminating the contribution.

**Explanation:**  
(required if NOT met)

At our 45 Day revision the district added \$565,088 in labor to Special Education which increased the contribution to Special Education and the 3% Restricted Routine Contribution.

1b. MET - Projected transfers in have not changed since budget adoption by more than the standard for the current year and two subsequent fiscal years.

**Explanation:**  
(required if NOT met)

1c. MET - Projected transfers out have not changed since budget adoption by more than the standard for the current year and two subsequent fiscal years.

**Explanation:**  
(required if NOT met)

1d. NO - There have been no capital project cost overruns occurring since budget adoption that may impact the general fund operational budget.

**Project Information:**  
(required if YES)

---

---

---

---

---

---

---

**S6. Long-term Commitments**

Identify all existing and new multiyear commitments<sup>1</sup> and their annual required payment for the current fiscal year and two subsequent fiscal years. Explain how any increase in annual payments will be funded. Also, explain how any decrease to funding sources used to pay long-term commitments will be replaced.

<sup>1</sup> Include multiyear commitments, multiyear debt agreements, and new programs or contracts that result in long-term obligations.

**S6A. Identification of the District's Long-term Commitments**

DATA ENTRY: If Budget Adoption data exist (Form 01CS, Item S6A), long-term commitment data will be extracted and it will only be necessary to click the appropriate button for Item 1b. Extracted data may be overwritten to update long-term commitment data in Item 2, as applicable. If no Budget Adoption data exist, click the appropriate buttons for items 1a and 1b, and enter all other data, as applicable.

1. a. Does your district have long-term (multiyear) commitments?  
(If No, skip items 1b and 2 and sections S6B and S6C)

b. If Yes to Item 1a, have new long-term (multiyear) commitments been incurred since budget adoption?

2. If Yes to Item 1a, list (or update) all new and existing multiyear commitments and required annual debt service amounts. Do not include long-term commitments for postemployment benefits other than pensions (OPEB); OPEB is disclosed in Item S7A.

Type of Commitment	# of Years Remaining	SACS Fund and Object Codes Used For:		Principal Balance as of July 1, 2023-24
		Funding Sources (Revenues)	Debt Service (Expenditures)	
Capital Leases				
Certificates of Participation	21	Fund 40 Resource 90160 object code 8971	Fund 40 Resource 9016	0
General Obligation Bonds	22	Bond Interest Redemption Fund (Fund 51)	Fund 51 Object code 7439	59,792,880
Supp Early Retirement Program	on-going	Fund 01	Fund 01, object code 3901 and 3902	183,435
State School Building Loans				
Compensated Absences	on-going	Fund 01 and Fund 13	Fund 01 and Fund 13 multiple object codes	201,114

Other Long-term Commitments (do not include OPEB):

Type of Commitment	# of Years Remaining	Funding Sources (Revenues)	Debt Service (Expenditures)	Principal Balance as of July 1, 2023-24
<b>TOTAL:</b>				<b>60,177,429</b>

Type of Commitment (continued)	Prior Year	Current Year	1st Subsequent Year	2nd Subsequent Year
	(2022-23)	(2023-24)	(2024-25)	(2025-26)
	Annual Payment (P & I)	Annual Payment (P & I)	Annual Payment (P & I)	Annual Payment (P & I)
Capital Leases				
Certificates of Participation	10,000,000	0	0	0
General Obligation Bonds	1,540,000	1,740,000	1,715,000	1,795,000
Supp Early Retirement Program	62,707	62,707	40,228	19,771
State School Building Loans				
Compensated Absences				

Other Long-term Commitments (continued):

Type of Commitment	Prior Year (2022-23) Annual Payment (P & I)	Current Year (2023-24) Annual Payment (P & I)	1st Subsequent Year (2024-25) Annual Payment (P & I)	2nd Subsequent Year (2025-26) Annual Payment (P & I)

Total Annual Payments:	11,602,707	1,802,707	1,755,228	1,814,771
Has total annual payment increased over prior year (2022-23)?	No	No	No	No



---

---

**S6B. Comparison of the District's Annual Payments to Prior Year Annual Payment**

---

---

DATA ENTRY: Enter an explanation if Yes.

- 1a. No - Annual payments for long-term commitments have not increased in one or more of the current and two subsequent fiscal years.

**Explanation:**  
(Required if Yes  
to increase in total  
annual payments)

---

---

**S6C. Identification of Decreases to Funding Sources Used to Pay Long-term Commitments**

---

---

DATA ENTRY: Click the appropriate Yes or No button in Item 1; if Yes, an explanation is required in Item 2.

1. Will funding sources used to pay long-term commitments decrease or expire prior to the end of the commitment period, or are they one-time sources?

No

2. No - Funding sources will not decrease or expire prior to the end of the commitment period, and one-time funds are not being used for long-term commitment.

**Explanation:**  
(Required if Yes)

**S7. Unfunded Liabilities**

Identify any changes in estimates for unfunded liabilities since budget adoption, and indicate whether the changes are the result of a new actuarial valuation.

**S7A. Identification of the District's Estimated Unfunded Liability for Postemployment Benefits Other Than Pensions (OPEB)**

DATA ENTRY: Click the appropriate button(s) for items 1a-1c, as applicable. Budget Adoption data that exist (Form 01CS, Item S7A) will be extracted; otherwise, enter Budget Adoption and First Interim data in items 2-4.

1 a. Does your district provide postemployment benefits other than pensions (OPEB)? (If No, skip items 1b-4)

Yes
-----

b. If Yes to Item 1a, have there been changes since budget adoption in OPEB liabilities?

No
----

c. If Yes to Item 1a, have there been changes since budget adoption in OPEB contributions?

--

	Budget Adoption	
	(Form 01CS, Item S7A)	First Interim
2 OPEB Liabilities		
a. Total OPEB liability	9,799,475.00	10,398,746.00
b. OPEB plan(s) fiduciary net position (if applicable)	0.00	0.00
c. Total/Net OPEB liability (Line 2a minus Line 2b)	9,799,475.00	10,398,746.00

d. Is total OPEB liability based on the district's estimate or an actuarial valuation?

Actuarial	Actuarial
Jun 30, 2022	Jun 30, 2023

e. If based on an actuarial valuation, indicate the measurement date of the OPEB valuation.

3 OPEB Contributions

a. OPEB actuarially determined contribution (ADC) if available, per actuarial valuation or Alternative Measurement Method

	Budget Adoption	
	(Form 01CS, Item S7A)	First Interim
Current Year (2023-24)	148,862.00	148,862.00
1st Subsequent Year (2024-25)	148,862.00	148,862.00
2nd Subsequent Year (2025-26)	148,862.00	148,862.00

b. OPEB amount contributed (for this purpose, include premiums paid to a self-insurance fund) (Funds 01-70, objects 3701-3752)

Current Year (2023-24)	148,862.00	148,862.00
1st Subsequent Year (2024-25)	148,862.00	148,862.00
2nd Subsequent Year (2025-26)	148,862.00	148,862.00

c. Cost of OPEB benefits (equivalent of "pay-as-you-go" amount)

Current Year (2023-24)	148,862.00	148,862.00
1st Subsequent Year (2024-25)	148,862.00	148,862.00
2nd Subsequent Year (2025-26)	148,862.00	148,862.00

d. Number of retirees receiving OPEB benefits

Current Year (2023-24)	93	93
1st Subsequent Year (2024-25)	93	96
2nd Subsequent Year (2025-26)	93	96

4. Comments:



**S7B. Identification of the District's Unfunded Liability for Self-insurance Programs**

DATA ENTRY: Click the appropriate button(s) for items 1a-1c, as applicable. Budget Adoption data that exist (Form 01CS, Item S7B) will be extracted; otherwise, enter Budget Adoption and First Interim data in items 2-4.

- 1 a. Does your district operate any self-insurance programs such as workers' compensation, employee health and welfare, or property and liability? (Do not include OPEB; which is covered in Section S7A) (If No, skip items 1b-4)
- 
- b. If Yes to item 1a, have there been changes since budget adoption in self-insurance liabilities?
- 
- c. If Yes to item 1a, have there been changes since budget adoption in self-insurance contributions?
- 

2 Self-Insurance Liabilities

	Budget Adoption (Form 01CS, Item S7B)	First Interim
a. Accrued liability for self-insurance programs		
b. Unfunded liability for self-insurance programs		

3 Self-Insurance Contributions

	Budget Adoption (Form 01CS, Item S7B)	First Interim
a. Required contribution (funding) for self-insurance programs		
Current Year (2023-24)		
1st Subsequent Year (2024-25)		
2nd Subsequent Year (2025-26)		
b. Amount contributed (funded) for self-insurance programs		
Current Year (2023-24)		
1st Subsequent Year (2024-25)		
2nd Subsequent Year (2025-26)		

4 Comments:

**S8. Status of Labor Agreements**

Analyze the status of all employee labor agreements. Identify new labor agreements that have been ratified since budget adoption, as well as new commitments provided as part of previously ratified multiyear agreements; and include all contracts, including all administrator contracts (and including all compensation). For new agreements, indicate the date of the required board meeting. Compare the increase in new commitments to the projected increase in ongoing revenues, and explain how these commitments will be funded in future fiscal years.

**If salary and benefit negotiations are not finalized, upon settlement with certificated or classified staff:**

The school district must determine the cost of the settlement, including salaries, benefits, and any other agreements that change costs, and provide the county office of education (COE) with an analysis of the cost of the settlement and its impact on the operating budget.

The county superintendent shall review the analysis relative to the criteria and standards and may provide written comments to the president of the district governing board and superintendent.

**S8A. Cost Analysis of District's Labor Agreements - Certificated (Non-management) Employees**

DATA ENTRY: Click the appropriate Yes or No button for "Status of Certificated Labor Agreements as of the Previous Reporting Period." There are no extractions in this section.

**Status of Certificated Labor Agreements as of the Previous Reporting Period**

Were all certificated labor negotiations settled as of budget adoption?

No

If Yes, complete number of FTEs, then skip to section S8B.

If No, continue with section S8A.

**Certificated (Non-management) Salary and Benefit Negotiations**

	Prior Year (2nd Interim) (2022-23)	Current Year (2023-24)	1st Subsequent Year (2024-25)	2nd Subsequent Year (2025-26)
Number of certificated (non-management) full-time-equivalent (FTE) positions	215.0	215.6	210.6	205.6

1a. Have any salary and benefit negotiations been settled since budget adoption?

Yes

If Yes, and the corresponding public disclosure documents have been filed with the COE, complete questions 2 and 3.

If Yes, and the corresponding public disclosure documents have not been filed with the COE, complete questions 2-5.

If No, complete questions 6 and 7.

1b. Are any salary and benefit negotiations still unsettled?

No

If Yes, complete questions 6 and 7.

Negotiations Settled Since Budget Adoption

2a. Per Government Code Section 3547.5(a), date of public disclosure board meeting:

Nov 14, 2023

2b. Per Government Code Section 3547.5(b), was the collective bargaining agreement certified by the district superintendent and chief business official?

Yes

If Yes, date of Superintendent and CBO certification:

Nov 06, 2023

3. Per Government Code Section 3547.5(c), was a budget revision adopted to meet the costs of the collective bargaining agreement?

No

If Yes, date of budget revision board adoption:

4. Period covered by the agreement:

Begin Date: Jul 01, 2023

End Date: Jun 30, 2024

5. Salary settlement:

	Current Year (2023-24)	1st Subsequent Year (2024-25)	2nd Subsequent Year (2025-26)
Is the cost of salary settlement included in the interim and multiyear projections (MYPs)?	No	No	No

Is the cost of salary settlement included in the interim and multiyear projections (MYPs)?

**One Year Agreement**

Total cost of salary settlement

--	--	--

% change in salary schedule from prior year

--	--	--

or

**Multiyear Agreement**

Total cost of salary settlement

--	--	--

% change in salary schedule from prior year (may enter text, such as "Reopener")

--	--	--

Identify the source of funding that will be used to support multiyear salary commitments:



Negotiations Not Settled

6. Cost of a one percent increase in salary and statutory benefits

--

Current Year (2023-24)	1st Subsequent Year (2024-25)	2nd Subsequent Year (2025-26)
---------------------------	----------------------------------	----------------------------------

7. Amount included for any tentative salary schedule increases

--	--	--

Current Year (2023-24)	1st Subsequent Year (2024-25)	2nd Subsequent Year (2025-26)
---------------------------	----------------------------------	----------------------------------

**Certificated (Non-management) Health and Welfare (H&W) Benefits**

1. Are costs of H&W benefit changes included in the interim and MYPs?
2. Total cost of H&W benefits
3. Percent of H&W cost paid by employer
4. Percent projected change in H&W cost over prior year

Yes	No	No
100.0%		

**Certificated (Non-management) Prior Year Settlements Negotiated Since Budget Adoption**

Are any new costs negotiated since budget adoption for prior year settlements included in the interim?

No
----

If Yes, amount of new costs included in the interim and MYPs

--	--	--

If Yes, explain the nature of the new costs:

--

Current Year (2023-24)	1st Subsequent Year (2024-25)	2nd Subsequent Year (2025-26)
---------------------------	----------------------------------	----------------------------------

**Certificated (Non-management) Step and Column Adjustments**

1. Are step & column adjustments included in the interim and MYPs?
2. Cost of step & column adjustments
3. Percent change in step & column over prior year

Yes	Yes	Yes
-----	-----	-----

Current Year (2023-24)	1st Subsequent Year (2024-25)	2nd Subsequent Year (2025-26)
---------------------------	----------------------------------	----------------------------------

**Certificated (Non-management) Attrition (layoffs and retirements)**

1. Are savings from attrition included in the interim and MYPs?
2. Are additional H&W benefits for those laid-off or retired employees included in the interim and MYPs?

Yes	Yes	Yes
No	No	No

**Certificated (Non-management) - Other**

List other significant contract changes that have occurred since budget adoption and the cost impact of each change (i.e., class size, hours of employment, leave of absence, bonuses, etc.):


**S8B. Cost Analysis of District's Labor Agreements - Classified (Non-management) Employees**

DATA ENTRY: Click the appropriate Yes or No button for "Status of Classified Labor Agreements as of the Previous Reporting Period." There are no extractions in this section.

**Status of Classified Labor Agreements as of the Previous Reporting Period**

Were all classified labor negotiations settled as of budget adoption?

If Yes, complete number of FTEs, then skip to section S8C.

If No, continue with section S8B.

No
----

**Classified (Non-management) Salary and Benefit Negotiations**

	Prior Year (2nd Interim) (2022-23)	Current Year (2023-24)	1st Subsequent Year (2024-25)	2nd Subsequent Year (2025-26)
Number of classified (non-management) FTE positions	161.7	159.4	159.4	159.4

1a. Have any salary and benefit negotiations been settled since budget adoption?

Yes
-----

If Yes, and the corresponding public disclosure documents have been filed with the COE, complete questions 2 and 3.

If Yes, and the corresponding public disclosure documents have not been filed with the COE, complete questions 2-5.

If No, complete questions 6 and 7.

1b. Are any salary and benefit negotiations still unsettled?

No
----

If Yes, complete questions 6 and 7.

Negotiations Settled Since Budget Adoption

2a. Per Government Code Section 3547.5(a), date of public disclosure board meeting:

Nov 14, 2023
--------------

2b. Per Government Code Section 3547.5(b), was the collective bargaining agreement certified by the district superintendent and chief business official?

Yes
-----

If Yes, date of Superintendent and CBO certification:

Nov 06, 2023
--------------

3. Per Government Code Section 3547.5(c), was a budget revision adopted to meet the costs of the collective bargaining agreement?

No
----

If Yes, date of budget revision board adoption:

--

4. Period covered by the agreement:

Begin Date: 

Jul 01, 2023
--------------

End Date: 

Jun 30, 2024
--------------

5. Salary settlement:

	Current Year (2023-24)	1st Subsequent Year (2024-25)	2nd Subsequent Year (2025-26)
Is the cost of salary settlement included in the interim and multiyear projections (MYPs)?	No	No	No

Is the cost of salary settlement included in the interim and multiyear projections (MYPs)?

**One Year Agreement**

Total cost of salary settlement

--	--	--

% change in salary schedule from prior year

--	--	--

or

**Multiyear Agreement**

Total cost of salary settlement

--	--	--

% change in salary schedule from prior year  
(may enter text, such as "Reopener")

--	--	--

Identify the source of funding that will be used to support multiyear salary commitments:

--

Negotiations Not Settled

6. Cost of a one percent increase in salary and statutory benefits

--

	Current Year (2023-24)	1st Subsequent Year (2024-25)	2nd Subsequent Year (2025-26)



7. Amount included for any tentative salary schedule increases

--	--	--

	Current Year (2023-24)	1st Subsequent Year (2024-25)	2nd Subsequent Year (2025-26)
<b>Classified (Non-management) Health and Welfare (H&amp;W) Benefits</b>			
1. Are costs of H&W benefit changes included in the interim and MYPs?	Yes	No	No
2. Total cost of H&W benefits			
3. Percent of H&W cost paid by employer	100.0%		
4. Percent projected change in H&W cost over prior year			

<b>Classified (Non-management) Prior Year Settlements Negotiated Since Budget Adoption</b>			
Are any new costs negotiated since budget adoption for prior year settlements included in the interim?	No		
If Yes, amount of new costs included in the interim and MYPs			
If Yes, explain the nature of the new costs:			

	Current Year (2023-24)	1st Subsequent Year (2024-25)	2nd Subsequent Year (2025-26)
<b>Classified (Non-management) Step and Column Adjustments</b>			
1. Are step & column adjustments included in the interim and MYPs?	Yes	Yes	Yes
2. Cost of step & column adjustments			
3. Percent change in step & column over prior year			

	Current Year (2023-24)	1st Subsequent Year (2024-25)	2nd Subsequent Year (2025-26)
<b>Classified (Non-management) Attrition (layoffs and retirements)</b>			
1. Are savings from attrition included in the interim and MYPs?	No	No	No
2. Are additional H&W benefits for those laid-off or retired employees included in the interim and MYPs?	No	No	No

**Classified (Non-management) - Other**

List other significant contract changes that have occurred since budget adoption and the cost impact of each (i.e., hours of employment, leave of absence, bonuses, etc.):

---

---

---

---

---

---

---

---

**S8C. Cost Analysis of District's Labor Agreements - Management/Supervisor/Confidential Employees**

DATA ENTRY: Click the appropriate Yes or No button for "Status of Management/Supervisor/Confidential Labor Agreements as of the Previous Reporting Period." There are no extractions in this section.

**Status of Management/Supervisor/Confidential Labor Agreements as of the Previous Reporting Period**

Were all managerial/confidential labor negotiations settled as of budget adoption?

No

If Yes or n/a, complete number of FTEs, then skip to S9.

If No, continue with section S8C.

**Management/Supervisor/Confidential Salary and Benefit Negotiations**

	Prior Year (2nd Interim) (2022-23)	Current Year (2023-24)	1st Subsequent Year (2024-25)	2nd Subsequent Year (2025-26)
Number of management, supervisor, and confidential FTE positions	53.0	61.0	61.0	61.0

1a. Have any salary and benefit negotiations been settled since budget adoption?

Yes

If Yes, complete question 2.

If No, complete questions 3 and 4.

1b. Are any salary and benefit negotiations still unsettled?

No

If Yes, complete questions 3 and 4.

Negotiations Settled Since Budget Adoption

2. Salary settlement:

	Current Year (2023-24)	1st Subsequent Year (2024-25)	2nd Subsequent Year (2025-26)
--	---------------------------	----------------------------------	----------------------------------

Is the cost of salary settlement included in the interim and multiyear projections (MYPs)?

No	No	No	No

Total cost of salary settlement

Change in salary schedule from prior year  
(may enter text, such as "Reopener")

Negotiations Not Settled

3. Cost of a one percent increase in salary and statutory benefits

	Current Year (2023-24)	1st Subsequent Year (2024-25)	2nd Subsequent Year (2025-26)
--	---------------------------	----------------------------------	----------------------------------

4. Amount included for any tentative salary schedule increases

**Management/Supervisor/Confidential**

**Health and Welfare (H&W) Benefits**

	Current Year (2023-24)	1st Subsequent Year (2024-25)	2nd Subsequent Year (2025-26)
--	---------------------------	----------------------------------	----------------------------------

1. Are costs of H&W benefit changes included in the interim and MYPs?

Yes	No	No	No
-----	----	----	----

2. Total cost of H&W benefits

3. Percent of H&W cost paid by employer

100.0%

4. Percent projected change in H&W cost over prior year

**Management/Supervisor/Confidential**

**Step and Column Adjustments**

	Current Year (2023-24)	1st Subsequent Year (2024-25)	2nd Subsequent Year (2025-26)
--	---------------------------	----------------------------------	----------------------------------

1. Are step & column adjustments included in the interim and MYPs?

Yes	Yes	Yes	Yes
-----	-----	-----	-----

2. Cost of step & column adjustments

3. Percent change in step and column over prior year

**Management/Supervisor/Confidential**

**Other Benefits (mileage, bonuses, etc.)**

	Current Year (2023-24)	1st Subsequent Year (2024-25)	2nd Subsequent Year (2025-26)
--	---------------------------	----------------------------------	----------------------------------

1. Are costs of other benefits included in the interim and MYPs?

Yes	Yes	Yes	Yes
-----	-----	-----	-----

2. Total cost of other benefits

3. Percent change in cost of other benefits over prior year

--	--	--

**S9. Status of Other Funds**

Analyze the status of other funds that may have negative fund balances at the end of the current fiscal year. If any other fund has a projected negative fund balance, prepare an interim report and multiyear projection for that fund. Explain plans for how and when the negative fund balance will be addressed.

---

---

**S9A. Identification of Other Funds with Negative Ending Fund Balances**

---

---

DATA ENTRY: Click the appropriate button in Item 1. If Yes, enter data in Item 2 and provide the reports referenced in Item 1.

1. Are any funds other than the general fund projected to have a negative fund balance at the end of the current fiscal year?   
If Yes, prepare and submit to the reviewing agency a report of revenues, expenditures, and changes in fund balance (e.g., an interim fund report) and a multiyear projection report for each fund.
  
2. If Yes, identify each fund, by name and number, that is projected to have a negative ending fund balance for the current fiscal year. Provide reasons for the negative balance(s) and explain the plan for how and when the problem(s) will be corrected.  

---

---

---

---

---

---

---

---

---

---

**ADDITIONAL FISCAL INDICATORS**

---

---

The following fiscal indicators are designed to provide additional data for reviewing agencies. A "Yes" answer to any single indicator does not necessarily suggest a cause for concern, but may alert the reviewing agency to the need for additional review. DATA ENTRY: Click the appropriate Yes or No button for items A2 through A9; Item A1 is automatically completed based on data from Criterion 9.

- |   |                                  |
|---|----------------------------------|
| <b>A1.</b> Do cash flow projections show that the district will end the current fiscal year with a negative cash balance in the general fund? (Data from Criterion 9B-1, Cash Balance, are used to determine Yes or No)                                 | <input type="text" value="No"/>  |
| <b>A2.</b> Is the system of personnel position control independent from the payroll system?   | <input type="text" value="No"/>  |
| <b>A3.</b> Is enrollment decreasing in both the prior and current fiscal years?   | <input type="text" value="Yes"/> |
| <b>A4.</b> Are new charter schools operating in district boundaries that impact the district's enrollment, either in the prior or current fiscal year?  | <input type="text" value="No"/>  |
| <b>A5.</b> Has the district entered into a bargaining agreement where any of the current or subsequent fiscal years of the agreement would result in salary increases that are expected to exceed the projected state funded cost-of-living adjustment? | <input type="text" value="No"/>  |
| <b>A6.</b> Does the district provide uncapped (100% employer paid) health benefits for current or retired employees?  | <input type="text" value="No"/>  |
| <b>A7.</b> Is the district's financial system independent of the county office system?  | <input type="text" value="No"/>  |
| <b>A8.</b> Does the district have any reports that indicate fiscal distress pursuant to Education Code Section 42127.6(a)? (If Yes, provide copies to the county office of education.)  | <input type="text" value="No"/>  |
| <b>A9.</b> Have there been personnel changes in the superintendent or chief business official positions within the last 12 months?  | <input type="text" value="Yes"/> |

When providing comments for additional fiscal indicators, please include the item number applicable to each comment.

**Comments:**  
(optional)

The District had a change in Superintendent effective July 1, 2023.

---

---

End of School District First Interim Criteria and Standards Review

---

---

---

***This Page Intentionally Left Blank***

---



---

***TECHNICAL REVIEW CHECKS***

---

---

***This Page Intentionally Left Blank***

---

First Interim  
Projected Totals 2023-24  
**Technical Review Checks**  
Phase - All  
Display - All Technical Checks

Little Lake City Elementary

Los Angeles County

Following is a chart of the various types of technical review checks and related requirements:

**F** - Fatal (Data must be corrected; an explanation is not allowed)

**W/WC** - Warning/Warning with Calculation (If data are not correct, correct the data; if data are correct an explanation is required)

**O** - Informational (If data are not correct, correct the data; if data are correct an explanation is optional, but encouraged)

**IMPORT CHECKS**

**CHECKFUNCTION** - (Fatal) - All FUNCTION codes must be valid. **Passed**

**CHECKFUND** - (Fatal) - All FUND codes must be valid. **Passed**

**CHECKGOAL** - (Fatal) - All GOAL codes must be valid. **Passed**

**CHECKOBJECT** - (Fatal) - All OBJECT codes must be valid. **Passed**

**CHECKRESOURCE** - (Warning) - All RESOURCE codes must be valid. **Passed**

**CHK-FDXRS7690xOB8590** - (Fatal) - Funds 19, 57, 63, 66, 67, and 73 with Object 8590, All Other State Revenue, must be used in combination with Resource 7690, STRS-On Behalf Pension Contributions. **Passed**

**CHK-FUNCTIONxOBJECT** - (Fatal) - All FUNCTION and OBJECT account code combinations must be valid. **Passed**

**CHK-FUNDxFUNCTION-A** - (Warning) - All FUND (funds 01 through 12, 19, 57, 62, and 73) and FUNCTION account code combinations should be valid. **Passed**

**CHK-FUNDxFUNCTION-B** - (Fatal) - All FUND (all funds except for 01 through 12, 19, 57, 62, and 73) and FUNCTION account code combinations must be valid. **Passed**

**CHK-FUNDxGOAL** - (Warning) - All FUND and GOAL account code combinations should be valid. **Passed**

**CHK-FUNDxOBJECT** - (Fatal) - All FUND and OBJECT account code combinations must be valid. **Passed**

**CHK-FUNDxRESOURCE** - (Warning) - All FUND and RESOURCE account code combinations should be valid. **Passed**

**CHK-GOALxFUNCTION-A** - (Fatal) - Goal and Function account code combinations (all goals with expenditure objects 1000-7999 in functions 1000-1999 and 4000-5999) must be valid. NOTE: Functions not included in the GOALxFUNCTION table (0000, 2000-3999, 6000-6999, 7100-7199, 7210, 8000-8999) are not checked and will pass the TRC. **Passed**

**CHK-GOALxFUNCTION-B** - (Fatal) - General administration costs (functions 7200-7999, except 7210) must be direct-charged to an Undistributed, Nonagency, or County Services to Districts goal (Goal 0000, 7100-7199, or 8600-8699). **Passed**

**CHK-RES6500XOBJ8091 - (Fatal)** - There is no activity in Resource 6500 (Special Education) with Object 8091 (LCFF Transfers-Current Year) or 8099 (LCFF/Revenue Limit Transfers-Prior Years). **Passed**

**CHK-RESOURCExOBJECTA - (Warning)** - All RESOURCE and OBJECT (objects 8000 through 9999, except for 9791, 9793, and 9795) account code combinations should be valid. **Passed**

**CHK-RESOURCExOBJECTB - (Informational)** - All RESOURCE and OBJECT(objects 9791, 9793, and 9795) account code combinations should be valid. **Passed**

**CHK-RS-LOCAL-DEFINED - (Fatal)** - All locally defined resource codes must roll up to a CDE defined resource code. **Passed**

**SPECIAL-ED-GOAL - (Fatal)** - Special Education revenue and expenditure transactions (resources 3300-3405, and 6500-6540, objects 1000-8999) must be coded to a Special Education 5000 goal or to Goal 7110, Nonagency-Educational. This technical review check excludes Early Intervening Services resources 3307, 3309, 3312, 3318, and 3332. **Passed**

## **GENERAL LEDGER CHECKS**

**CEFB-POSITIVE - (Fatal)** - Components of Ending Fund Balance/Net Position (objects 9700-9789, 9796, and 9797) must be positive individually by resource, by fund. **Passed**

**CONTRIB-RESTR-REV - (Fatal)** - Contributions from Restricted Revenues (Object 8990) must net to zero by fund. **Passed**

**CONTRIB-UNREST-REV - (Fatal)** - Contributions from Unrestricted Revenues (Object 8980) must net to zero by fund. **Passed**

**EFB-POSITIVE - (Warning)** - All ending fund balances (Object 979Z) should be positive by resource, by fund. **Passed**

**EPA-CONTRIB - (Fatal)** - There should be no contributions (objects 8980-8999) to the Education Protection Account (Resource 1400). **Passed**

**EXCESS-ASSIGN-REU - (Fatal)** - Amounts reported in Other Assignments (Object 9780) and/or Reserve for Economic Uncertainties (REU) (Object 9789) should not create a negative amount in Unassigned/Unappropriated (Object 9790) by fund and resource (for all funds except funds 61 through 95). **Passed**

**EXP-POSITIVE - (Warning)** - Expenditure amounts (objects 1000-7999) should be positive by function, resource, and fund. **Passed**

**INTERFD-DIR-COST - (Warning)** - Transfers of Direct Costs - Interfund (Object 5750) must net to zero for all funds. **Passed**

**INTERFD-IN-OUT - (Warning)** - Interfund Transfers In (objects 8910-8929) must equal Interfund Transfers Out (objects 7610-7629). **Passed**

**INTERFD-INDIRECT - (Warning)** - Transfers of Indirect Costs - Interfund (Object 7350) must net to zero for all funds. **Passed**

**INTERFD-INDIRECT-FN - (Warning)** - Transfers of Indirect Costs - Interfund (Object 7350) must net to zero by function. **Passed**

**INTRAFD-DIR-COST - (Fatal)** - Transfers of Direct Costs (Object 5710) must net to zero by fund. **Passed**

<b>INTRAFD-INDIRECT - (Fatal)</b> - Transfers of Indirect Costs (Object 7310) must net to zero by fund.	<b><u>Passed</u></b>
<b>INTRAFD-INDIRECT-FN - (Fatal)</b> - Transfers of Indirect Costs (Object 7310) must net to zero by function.	<b><u>Passed</u></b>
<b>LCFF-TRANSFER - (Warning)</b> - LCFF Transfers (objects 8091 and 8099) must net to zero, individually.	<b><u>Passed</u></b>
<b>LOTTERY-CONTRIB - (Fatal)</b> - There should be no contributions (objects 8980-8999) to the lottery (resources 1100 and 6300) or from the Lottery: Instructional Materials (Resource 6300).	<b><u>Passed</u></b>
<b>OBJ-POSITIVE - (Warning)</b> - All applicable objects should have a positive balance by resource, by fund.	<b><u>Passed</u></b>
<b>PASS-THRU-REV=EXP - (Warning)</b> - Pass-through revenues from all sources (objects 8287, 8587, and 8697) should equal transfers of pass-through revenues to other agencies (objects 7211 through 7213, plus 7299 for Resource 3327), by fund and resource.	<b><u>Passed</u></b>
<b>REV-POSITIVE - (Warning)</b> - Revenue amounts exclusive of contributions (objects 8000-8979) should be positive by resource, by fund.	<b><u>Passed</u></b>
<b>RS-NET-POSITION-ZERO - (Fatal)</b> - Restricted Net Position (Object 9797), in unrestricted resources, must be zero, by resource, in funds 61 through 95.	<b><u>Passed</u></b>
<b>SE-PASS-THRU-REVENUE - (Warning)</b> - Transfers of special education pass-through revenues are not reported in the general fund for the Administrative Unit of a Special Education Local Plan Area.	<b><u>Passed</u></b>
<b>UNASSIGNED-NEGATIVE - (Fatal)</b> - Unassigned/Unappropriated balance (Object 9790) must be zero or negative, by resource, in all funds except the general fund and funds 61 through 95.	<b><u>Passed</u></b>
<b>UNR-NET-POSITION-NEG - (Fatal)</b> - Unrestricted Net Position (Object 9790), in restricted resources, must be zero or negative, by resource, in funds 61 through 95.	<b><u>Passed</u></b>
<b><u>SUPPLEMENTAL CHECKS</u></b>	
<b>CS-EXPLANATIONS - (Fatal)</b> - Explanations must be provided in the Criteria and Standards Review (Form 01CSI) for all criteria and for supplemental information items S1 through S6, and S9 if applicable, where the standard has not been met or where the status is Not Met or Yes.	<b><u>Passed</u></b>
<b>CS-YES-NO - (Fatal)</b> - Supplemental information items and additional fiscal indicator items in the Criteria and Standards Review (Form 01CSI) must be answered Yes or No, where applicable, for the form to be complete.	<b><u>Passed</u></b>
<b><u>EXPORT VALIDATION CHECKS</u></b>	
<b>ADA-PROVIDE - (Fatal)</b> - Average Daily Attendance data (Form AI) must be provided.	<b><u>Passed</u></b>
<b>CASHFLOW-PROVIDE - (Warning)</b> - A Cashflow Worksheet (Form CASH) must be provided with your Interim reports. (Note: LEAs may use a cashflow worksheet other than Form CASH, as long as it provides a monthly cashflow projected through the end of the fiscal year.)	<b><u>Passed</u></b>
<b>CHK-DEPENDENCY - (Fatal)</b> - If data has changed that affect other forms, the affected forms must be opened and saved.	<b><u>Passed</u></b>
<b>CHK-EXTRACTED-DATA-SOURCE - (Warning)</b> - All forms that extract data from a prior reporting period use the same source extraction submission	<b><u>Passed</u></b>

**CHK-UNBALANCED-A - (Warning)** - Unbalanced and/or incomplete data in any of the forms should be corrected before an official export is completed. **Passed**

**CHK-UNBALANCED-B - (Fatal)** - Unbalanced and/or incomplete data in any of the forms must be corrected before an official export is completed. **Passed**

**CS-PROVIDE - (Fatal)** - The Criteria and Standards Review (Form 01CSI) has been provided. **Passed**

**FORM01-PROVIDE - (Fatal)** - Form 01 (Form 01I) must be opened and saved. **Passed**

**INTERIM-CERT-PROVIDE - (Fatal)** - Interim Certification (Form CI) must be provided. **Passed**

**MYP-PROVIDE - (Warning)** - A Multiyear Projection Worksheet must be provided with your Interim. (Note: LEAs may use a multiyear projection worksheet other than Form MYP, with approval of their reviewing agency, as long as it provides current year and at least two subsequent fiscal years, and separately projects unrestricted resources, restricted resources, and combined total resources.) **Passed**

**MYPIO-PROVIDE - (Warning)** - A multiyear projection worksheet must be provided with your interim report for any fund projecting a negative balance at the end of the current fiscal year. (Note: LEAs may use a multiyear projection worksheet other than Form MYPIO, with approval of their reviewing agency.) **Passed**

**VERSION-CHECK - (Warning)** - All versions are current. **Passed**

First Interim  
Actuals to Date 2023-24  
**Technical Review Checks**  
Phase - All  
Display - All Technical Checks

Little Lake City Elementary

Los Angeles County

Following is a chart of the various types of technical review checks and related requirements:

**F** - Fatal (Data must be corrected; an explanation is not allowed)

**W/WC** - Warning/Warning with Calculation (If data are not correct, correct the data; if data are correct an explanation is required)

**O** - Informational (If data are not correct, correct the data; if data are correct an explanation is optional, but encouraged)

**IMPORT CHECKS**

**CHECKFUNCTION** - (Fatal) - All FUNCTION codes must be valid. **Passed**

**CHECKFUND** - (Fatal) - All FUND codes must be valid. **Passed**

**CHECKGOAL** - (Fatal) - All GOAL codes must be valid. **Passed**

**CHECKOBJECT** - (Fatal) - All OBJECT codes must be valid. **Passed**

**CHECKRESOURCE** - (Warning) - All RESOURCE codes must be valid. **Passed**

**CHK-FDXRS7690xOB8590** - (Fatal) - Funds 19, 57, 63, 66, 67, and 73 with Object 8590, All Other State Revenue, must be used in combination with Resource 7690, STRS-On Behalf Pension Contributions. **Passed**

**CHK-FUNCTIONxOBJECT** - (Fatal) - All FUNCTION and OBJECT account code combinations must be valid. **Passed**

**CHK-FUNDxFUNCTION-A** - (Warning) - All FUND (funds 01 through 12, 19, 57, 62, and 73) and FUNCTION account code combinations should be valid. **Passed**

**CHK-FUNDxFUNCTION-B** - (Fatal) - All FUND (all funds except for 01 through 12, 19, 57, 62, and 73) and FUNCTION account code combinations must be valid. **Passed**

**CHK-FUNDxGOAL** - (Warning) - All FUND and GOAL account code combinations should be valid. **Passed**

**CHK-FUNDxOBJECT** - (Fatal) - All FUND and OBJECT account code combinations must be valid. **Passed**

**CHK-FUNDxRESOURCE** - (Warning) - All FUND and RESOURCE account code combinations should be valid. **Passed**

**CHK-GOALxFUNCTION-A** - (Fatal) - Goal and Function account code combinations (all goals with expenditure objects 1000-7999 in functions 1000-1999 and 4000-5999) must be valid. NOTE: Functions not included in the GOALxFUNCTION table (0000, 2000-3999, 6000-6999, 7100-7199, 7210, 8000-8999) are not checked and will pass the TRC. **Passed**

**CHK-GOALxFUNCTION-B** - (Fatal) - General administration costs (functions 7200-7999, except 7210) must be direct-charged to an Undistributed, Nonagency, or County Services to Districts goal (Goal 0000, 7100-7199, or 8600-8699). **Passed**

**CHK-RES6500XOBJ8091 - (Fatal)** - There is no activity in Resource 6500 (Special Education) with Object 8091 (LCFF Transfers-Current Year) or 8099 (LCFF/Revenue Limit Transfers-Prior Years). **Passed**

**CHK-RESOURCExOBJECTA - (Warning)** - All RESOURCE and OBJECT (objects 8000 through 9999, except for 9791, 9793, and 9795) account code combinations should be valid. **Passed**

**CHK-RESOURCExOBJECTB - (Informational)** - All RESOURCE and OBJECT(objects 9791, 9793, and 9795) account code combinations should be valid. **Passed**

**CHK-RS-LOCAL-DEFINED - (Fatal)** - All locally defined resource codes must roll up to a CDE defined resource code. **Passed**

**SPECIAL-ED-GOAL - (Fatal)** - Special Education revenue and expenditure transactions (resources 3300-3405, and 6500-6540, objects 1000-8999) must be coded to a Special Education 5000 goal or to Goal 7110, Nonagency-Educational. This technical review check excludes Early Intervening Services resources 3307, 3309, 3312, 3318, and 3332. **Passed**

## **GENERAL LEDGER CHECKS**

**CONTRIB-RESTR-REV - (Warning)** - Contributions from Restricted Revenues (Object 8990) must net to zero by fund. **Passed**

**CONTRIB-UNREST-REV - (Warning)** - Contributions from Unrestricted Revenues (Object 8980) must net to zero by fund. **Passed**

**EPA-CONTRIB - (Warning)** - There should be no contributions (objects 8980-8999) to the Education Protection Account (Resource 1400). **Passed**

**INTERFD-DIR-COST - (Warning)** - Transfers of Direct Costs - Interfund (Object 5750) must net to zero for all funds. **Passed**

**INTERFD-IN-OUT - (Warning)** - Interfund Transfers In (objects 8910-8929) must equal Interfund Transfers Out (objects 7610-7629). **Passed**

**INTERFD-INDIRECT - (Warning)** - Transfers of Indirect Costs - Interfund (Object 7350) must net to zero for all funds. **Passed**

**INTERFD-INDIRECT-FN - (Warning)** - Transfers of Indirect Costs - Interfund (Object 7350) must net to zero by function. **Passed**

**INTRAFD-DIR-COST - (Warning)** - Transfers of Direct Costs (Object 5710) must net to zero by fund. **Passed**

**INTRAFD-INDIRECT - (Warning)** - Transfers of Indirect Costs (Object 7310) must net to zero by fund. **Passed**

**INTRAFD-INDIRECT-FN - (Warning)** - Transfers of Indirect Costs (Object 7310) must net to zero by function. **Passed**

**LCFF-TRANSFER - (Warning)** - LCFF Transfers (objects 8091 and 8099) must net to zero, individually. **Passed**

**LOTTERY-CONTRIB - (Warning)** - There should be no contributions (objects 8980-8999) to the lottery (resources 1100 and 6300) or from the Lottery: Instructional Materials (Resource 6300). **Passed**

## **EXPORT VALIDATION CHECKS**



**CHK-DEPENDENCY - (Fatal)** - If data has changed that affect other forms, the affected forms must be opened and saved.

**Passed**

**CHK-EXTRACTED-DATA-SOURCE - (Warning)** - All forms that extract data from a prior reporting period use the same source extraction submission

**Passed**

**VERSION-CHECK - (Warning)** - All versions are current.

**Passed**

First Interim  
Board Approved Operating Budget 2023-24  
**Technical Review Checks**  
Phase - All  
Display - All Technical Checks

Little Lake City Elementary

Los Angeles County

Following is a chart of the various types of technical review checks and related requirements:

**F** - Fatal (Data must be corrected; an explanation is not allowed)

**W/WC** - Warning/Warning with Calculation (If data are not correct, correct the data; if data are correct an explanation is required)

**O** - Informational (If data are not correct, correct the data; if data are correct an explanation is optional, but encouraged)

**IMPORT CHECKS**

**CHECKFUNCTION** - (**Fatal**) - All FUNCTION codes must be valid. **Passed**

**CHECKFUND** - (**Fatal**) - All FUND codes must be valid. **Passed**

**CHECKGOAL** - (**Fatal**) - All GOAL codes must be valid. **Passed**

**CHECKOBJECT** - (**Fatal**) - All OBJECT codes must be valid. **Passed**

**CHECKRESOURCE** - (**Warning**) - All RESOURCE codes must be valid. **Passed**

**CHK-FDXRS7690xOB8590** - (**Fatal**) - Funds 19, 57, 63, 66, 67, and 73 with Object 8590, All Other State Revenue, must be used in combination with Resource 7690, STRS-On Behalf Pension Contributions. **Passed**

**CHK-FUNCTIONxOBJECT** - (**Fatal**) - All FUNCTION and OBJECT account code combinations must be valid. **Passed**

**CHK-FUNDxFUNCTION-A** - (**Warning**) - All FUND (funds 01 through 12, 19, 57, 62, and 73) and FUNCTION account code combinations should be valid. **Passed**

**CHK-FUNDxFUNCTION-B** - (**Fatal**) - All FUND (all funds except for 01 through 12, 19, 57, 62, and 73) and FUNCTION account code combinations must be valid. **Passed**

**CHK-FUNDxGOAL** - (**Warning**) - All FUND and GOAL account code combinations should be valid. **Passed**

**CHK-FUNDxOBJECT** - (**Fatal**) - All FUND and OBJECT account code combinations must be valid. **Passed**

**CHK-FUNDxRESOURCE** - (**Warning**) - All FUND and RESOURCE account code combinations should be valid. **Passed**

**CHK-GOALxFUNCTION-A** - (**Fatal**) - Goal and Function account code combinations (all goals with expenditure objects 1000-7999 in functions 1000-1999 and 4000-5999) must be valid. NOTE: Functions not included in the GOALxFUNCTION table (0000, 2000-3999, 6000-6999, 7100-7199, 7210, 8000-8999) are not checked and will pass the TRC. **Passed**

**CHK-GOALxFUNCTION-B** - (**Fatal**) - General administration costs (functions 7200-7999, except 7210) must be direct-charged to an Undistributed, Nonagency, or County Services to Districts goal (Goal 0000, 7100-7199, or 8600-8699). **Passed**

**CHK-RES6500XOBJ8091 - (Fatal)** - There is no activity in Resource 6500 (Special Education) with Object 8091 (LCFF Transfers-Current Year) or 8099 (LCFF/Revenue Limit Transfers-Prior Years). **Passed**

**CHK-RESOURCExOBJECTA - (Warning)** - All RESOURCE and OBJECT (objects 8000 through 9999, except for 9791, 9793, and 9795) account code combinations should be valid. **Passed**

**CHK-RESOURCExOBJECTB - (Informational)** - All RESOURCE and OBJECT(objects 9791, 9793, and 9795) account code combinations should be valid. **Passed**

**CHK-RS-LOCAL-DEFINED - (Fatal)** - All locally defined resource codes must roll up to a CDE defined resource code. **Passed**

**SPECIAL-ED-GOAL - (Fatal)** - Special Education revenue and expenditure transactions (resources 3300-3405, and 6500-6540, objects 1000-8999) must be coded to a Special Education 5000 goal or to Goal 7110, Nonagency-Educational. This technical review check excludes Early Intervening Services resources 3307, 3309, 3312, 3318, and 3332. **Passed**

**GENERAL LEDGER CHECKS**

**CEFB-POSITIVE - (Warning)** - Components of Ending Fund Balance/Net Position (objects 9700-9789, 9796, and 9797) must be positive individually by resource, by fund. **Passed**

**CONTRIB-RESTR-REV - (Warning)** - Contributions from Restricted Revenues (Object 8990) must net to zero by fund. **Passed**

**CONTRIB-UNREST-REV - (Warning)** - Contributions from Unrestricted Revenues (Object 8980) must net to zero by fund. **Passed**

**EFB-POSITIVE - (Warning)** - Ending balance (Object 979Z) is negative for the following resources. Please explain the cause of the negative balances and your plan to resolve them. **Exception**

FUND	RESOURCE	NEG. EFB
01	7425	(\$428,777.92)
Explanation: This warning was due to an audit adjustment from FY 2022-2023. A contribution was made at 2023-2024 First Iterim to clear this warning.		
01	7426	(\$212,195.00)
Explanation: This warning was due to an audit adjustment from FY 2022-2023. A contribution was made at 2023-2024 First Iterim to clear this warning.		
Total of negative resource balances for Fund 01		(\$640,972.92)

**EPA-CONTRIB - (Warning)** - There should be no contributions (objects 8980-8999) to the Education Protection Account (Resource 1400). **Passed**

**EXCESS-ASSIGN-REU - (Warning)** - Amounts reported in Other Assignments (Object 9780) and/or Reserve for Economic Uncertainties (REU) (Object 9789) should not create a negative amount in Unassigned/Unappropriated (Object 9790) by fund and resource (for all funds except funds 61 through 95). **Passed**

**EXP-POSITIVE - (Warning)** - Expenditure amounts (objects 1000-7999) should be positive by function, resource, and fund. **Passed**

**INTERFD-DIR-COST - (Warning)** - Transfers of Direct Costs - Interfund (Object 5750) must net to zero for all funds. **Passed**

**INTERFD-IN-OUT - (Warning)** - Interfund Transfers In (objects 8910-8929) must equal Interfund Transfers Out (objects 7610-7629). **Passed**

**INTERFD-INDIRECT - (Warning)** - Transfers of Indirect Costs - Interfund (Object 7350) must net to zero for all funds. **Passed**

**INTERFD-INDIRECT-FN - (Warning)** - Transfers of Indirect Costs - Interfund (Object 7350) must net to zero by function. **Passed**

**INTRAFD-DIR-COST - (Warning)** - Transfers of Direct Costs (Object 5710) must net to zero by fund. **Passed**

**INTRAFD-INDIRECT - (Warning)** - Transfers of Indirect Costs (Object 7310) must net to zero by fund. **Passed**

**INTRAFD-INDIRECT-FN - (Warning)** - Transfers of Indirect Costs (Object 7310) must net to zero by function. **Passed**

**LCFF-TRANSFER - (Warning)** - LCFF Transfers (objects 8091 and 8099) must net to zero, individually. **Passed**

**LOTTERY-CONTRIB - (Warning)** - There should be no contributions (objects 8980-8999) to the lottery (resources 1100 and 6300) or from the Lottery: Instructional Materials (Resource 6300). **Passed**

**OBJ-POSITIVE - (Warning)** - The following objects have a negative balance by resource, by fund: **Exception**

FUND	RESOURCE	OBJECT	VALUE
01	7425	9790	(\$428,777.92)

Explanation: This warning was due to an audit adjustment from FY 2022-2023. A contribution was made at 2023-2024 First Iterim to clear this warning.

01	7426	9790	(\$212,195.00)
----	------	------	----------------

Explanation: This warning was due to an audit adjustment from FY 2022-2023. A contribution was made at 2023-2024 First Iterim to clear this warning.

**PASS-THRU-REV=EXP - (Warning)** - Pass-through revenues from all sources (objects 8287, 8587, and 8697) should equal transfers of pass-through revenues to other agencies (objects 7211 through 7213, plus 7299 for Resource 3327), by fund and resource. **Passed**

**REV-POSITIVE - (Warning)** - Revenue amounts exclusive of contributions (objects 8000-8979) should be positive by resource, by fund. **Passed**

**RS-NET-POSITION-ZERO - (Fatal)** - Restricted Net Position (Object 9797), in unrestricted resources, must be zero, by resource, in funds 61 through 95. **Passed**

**SE-PASS-THRU-REVENUE - (Warning)** - Transfers of special education pass-through revenues are not reported in the general fund for the Administrative Unit of a Special Education Local Plan Area. **Passed**

**UNASSIGNED-NEGATIVE - (Fatal)** - Unassigned/Unappropriated balance (Object 9790) must be zero or negative, by resource, in all funds except the general fund and funds 61 through 95. **Passed**

**UNR-NET-POSITION-NEG - (Fatal)** - Unrestricted Net Position (Object 9790), in restricted resources, must be zero or negative, by resource, in funds 61 through 95. **Passed**

**EXPORT VALIDATION CHECKS**

**CHK-DEPENDENCY - (Fatal)** - If data has changed that affect other forms, the affected forms must be opened and saved. **Passed**

**CHK-EXTRACTED-DATA-SOURCE - (Warning)** - All forms that extract data from a prior reporting period use the same source extraction submission **Passed**

**VERSION-CHECK - (Warning)** - All versions are current.

**Passed**

First Interim  
Original Budget 2023-24  
**Technical Review Checks**  
Phase - All  
Display - All Technical Checks

Little Lake City Elementary

Los Angeles County

Following is a chart of the various types of technical review checks and related requirements:

**F** - Fatal (Data must be corrected; an explanation is not allowed)

**W/WC** - Warning/Warning with Calculation (If data are not correct, correct the data; if data are correct an explanation is required)

**O** - Informational (If data are not correct, correct the data; if data are correct an explanation is optional, but encouraged)

**IMPORT CHECKS**

**CHECKFUNCTION** - (**Fatal**) - All FUNCTION codes must be valid. **Passed**

**CHECKFUND** - (**Fatal**) - All FUND codes must be valid. **Passed**

**CHECKGOAL** - (**Fatal**) - All GOAL codes must be valid. **Passed**

**CHECKOBJECT** - (**Fatal**) - All OBJECT codes must be valid. **Passed**

**CHECKRESOURCE** - (**Warning**) - All RESOURCE codes must be valid. **Passed**

**CHK-FDXRS7690xOB8590** - (**Fatal**) - Funds 19, 57, 63, 66, 67, and 73 with Object 8590, All Other State Revenue, must be used in combination with Resource 7690, STRS-On Behalf Pension Contributions. **Passed**

**CHK-FUNCTIONxOBJECT** - (**Fatal**) - All FUNCTION and OBJECT account code combinations must be valid. **Passed**

**CHK-FUNDxFUNCTION-A** - (**Warning**) - All FUND (funds 01 through 12, 19, 57, 62, and 73) and FUNCTION account code combinations should be valid. **Passed**

**CHK-FUNDxFUNCTION-B** - (**Fatal**) - All FUND (all funds except for 01 through 12, 19, 57, 62, and 73) and FUNCTION account code combinations must be valid. **Passed**

**CHK-FUNDxGOAL** - (**Warning**) - All FUND and GOAL account code combinations should be valid. **Passed**

**CHK-FUNDxOBJECT** - (**Fatal**) - All FUND and OBJECT account code combinations must be valid. **Passed**

**CHK-FUNDxRESOURCE** - (**Warning**) - All FUND and RESOURCE account code combinations should be valid. **Passed**

**CHK-GOALxFUNCTION-A** - (**Fatal**) - Goal and Function account code combinations (all goals with expenditure objects 1000-7999 in functions 1000-1999 and 4000-5999) must be valid. NOTE: Functions not included in the GOALxFUNCTION table (0000, 2000-3999, 6000-6999, 7100-7199, 7210, 8000-8999) are not checked and will pass the TRC. **Passed**

**CHK-GOALxFUNCTION-B** - (**Fatal**) - General administration costs (functions 7200-7999, except 7210) must be direct-charged to an Undistributed, Nonagency, or County Services to Districts goal (Goal 0000, 7100-7199, or 8600-8699). **Passed**

**CHK-RES6500XOBJ8091 - (Fatal)** - There is no activity in Resource 6500 (Special Education) with Object 8091 (LCFF Transfers-Current Year) or 8099 (LCFF/Revenue Limit Transfers-Prior Years). **Passed**

**CHK-RESOURCExOBJECTA - (Warning)** - All RESOURCE and OBJECT (objects 8000 through 9999, except for 9791, 9793, and 9795) account code combinations should be valid. **Passed**

**CHK-RESOURCExOBJECTB - (Informational)** - All RESOURCE and OBJECT(objects 9791, 9793, and 9795) account code combinations should be valid. **Passed**

**CHK-RS-LOCAL-DEFINED - (Fatal)** - All locally defined resource codes must roll up to a CDE defined resource code. **Passed**

**SPECIAL-ED-GOAL - (Fatal)** - Special Education revenue and expenditure transactions (resources 3300-3405, and 6500-6540, objects 1000-8999) must be coded to a Special Education 5000 goal or to Goal 7110, Nonagency-Educational. This technical review check excludes Early Intervening Services resources 3307, 3309, 3312, 3318, and 3332. **Passed**

**GENERAL LEDGER CHECKS**

**CEFB-POSITIVE - (Fatal)** - Components of Ending Fund Balance/Net Position (objects 9700-9789, 9796, and 9797) must be positive individually by resource, by fund. **Passed**

**CONTRIB-RESTR-REV - (Fatal)** - Contributions from Restricted Revenues (Object 8990) must net to zero by fund. **Passed**

**CONTRIB-UNREST-REV - (Fatal)** - Contributions from Unrestricted Revenues (Object 8980) must net to zero by fund. **Passed**

**EFB-POSITIVE - (Warning)** - Ending balance (Object 979Z) is negative for the following resources. Please explain the cause of the negative balances and your plan to resolve them. **Exception**

FUND	RESOURCE	NEG. EFB
01	7425	(\$428,777.92)
Explanation: This warning was due to an audit adjustment from FY 2022-2023. A contribution was made at 2023-2024 First Iterim to clear this warning.		
01	7426	(\$212,195.00)
Explanation: This warning was due to an audit adjustment from FY 2022-2023. A contribution was made at 2023-2024 First Iterim to clear this warning.		
Total of negative resource balances for Fund 01		(\$640,972.92)

**EPA-CONTRIB - (Fatal)** - There should be no contributions (objects 8980-8999) to the Education Protection Account (Resource 1400). **Passed**

**EXCESS-ASSIGN-REU - (Fatal)** - Amounts reported in Other Assignments (Object 9780) and/or Reserve for Economic Uncertainties (REU) (Object 9789) should not create a negative amount in Unassigned/Unappropriated (Object 9790) by fund and resource (for all funds except funds 61 through 95). **Passed**

**EXP-POSITIVE - (Warning)** - Expenditure amounts (objects 1000-7999) should be positive by function, resource, and fund. **Passed**

**INTERFD-DIR-COST - (Warning)** - Transfers of Direct Costs - Interfund (Object 5750) must net to zero for all funds. **Passed**

**INTERFD-IN-OUT - (Warning)** - Interfund Transfers In (objects 8910-8929) must equal Interfund Transfers Out (objects 7610-7629). **Passed**

**INTERFD-INDIRECT - (Warning)** - Transfers of Indirect Costs - Interfund (Object 7350) must net to zero for all funds. **Passed**

**INTERFD-INDIRECT-FN - (Warning)** - Transfers of Indirect Costs - Interfund (Object 7350) must net to zero by function. **Passed**

**INTRAFD-DIR-COST - (Fatal)** - Transfers of Direct Costs (Object 5710) must net to zero by fund. **Passed**

**INTRAFD-INDIRECT - (Fatal)** - Transfers of Indirect Costs (Object 7310) must net to zero by fund. **Passed**

**INTRAFD-INDIRECT-FN - (Fatal)** - Transfers of Indirect Costs (Object 7310) must net to zero by function. **Passed**

**LCFF-TRANSFER - (Warning)** - LCFF Transfers (objects 8091 and 8099) must net to zero, individually. **Passed**

**LOTTERY-CONTRIB - (Fatal)** - There should be no contributions (objects 8980-8999) to the lottery (resources 1100 and 6300) or from the Lottery: Instructional Materials (Resource 6300). **Passed**

**OBJ-POSITIVE - (Warning)** - The following objects have a negative balance by resource, by fund: **Exception**

FUND	RESOURCE	OBJECT	VALUE
01	7425	9790	(\$428,777.92)

Explanation: This warning was due to an audit adjustment from FY 2022-2023. A contribution was made at 2023-2024 First Iterim to clear this warning.

01	7426	9790	(\$212,195.00)
----	------	------	----------------

Explanation: This warning was due to an audit adjustment from FY 2022-2023. A contribution was made at 2023-2024 First Iterim to clear this warning.

**PASS-THRU-REV=EXP - (Warning)** - Pass-through revenues from all sources (objects 8287, 8587, and 8697) should equal transfers of pass-through revenues to other agencies (objects 7211 through 7213, plus 7299 for Resource 3327), by fund and resource. **Passed**

**REV-POSITIVE - (Warning)** - Revenue amounts exclusive of contributions (objects 8000-8979) should be positive by resource, by fund. **Passed**

**RS-NET-POSITION-ZERO - (Fatal)** - Restricted Net Position (Object 9797), in unrestricted resources, must be zero, by resource, in funds 61 through 95. **Passed**

**SE-PASS-THRU-REVENUE - (Warning)** - Transfers of special education pass-through revenues are not reported in the general fund for the Administrative Unit of a Special Education Local Plan Area. **Passed**

**UNASSIGNED-NEGATIVE - (Fatal)** - Unassigned/Unappropriated balance (Object 9790) must be zero or negative, by resource, in all funds except the general fund and funds 61 through 95. **Passed**

**UNR-NET-POSITION-NEG - (Fatal)** - Unrestricted Net Position (Object 9790), in restricted resources, must be zero or negative, by resource, in funds 61 through 95. **Passed**

## **EXPORT VALIDATION CHECKS**

**CHK-DEPENDENCY - (Fatal)** - If data has changed that affect other forms, the affected forms must be opened and saved. **Passed**

**CHK-EXTRACTED-DATA-SOURCE - (Warning)** - All forms that extract data from a prior reporting period use the same source extraction submission **Passed**



**VERSION-CHECK - (Warning)** - All versions are current.

**Passed**