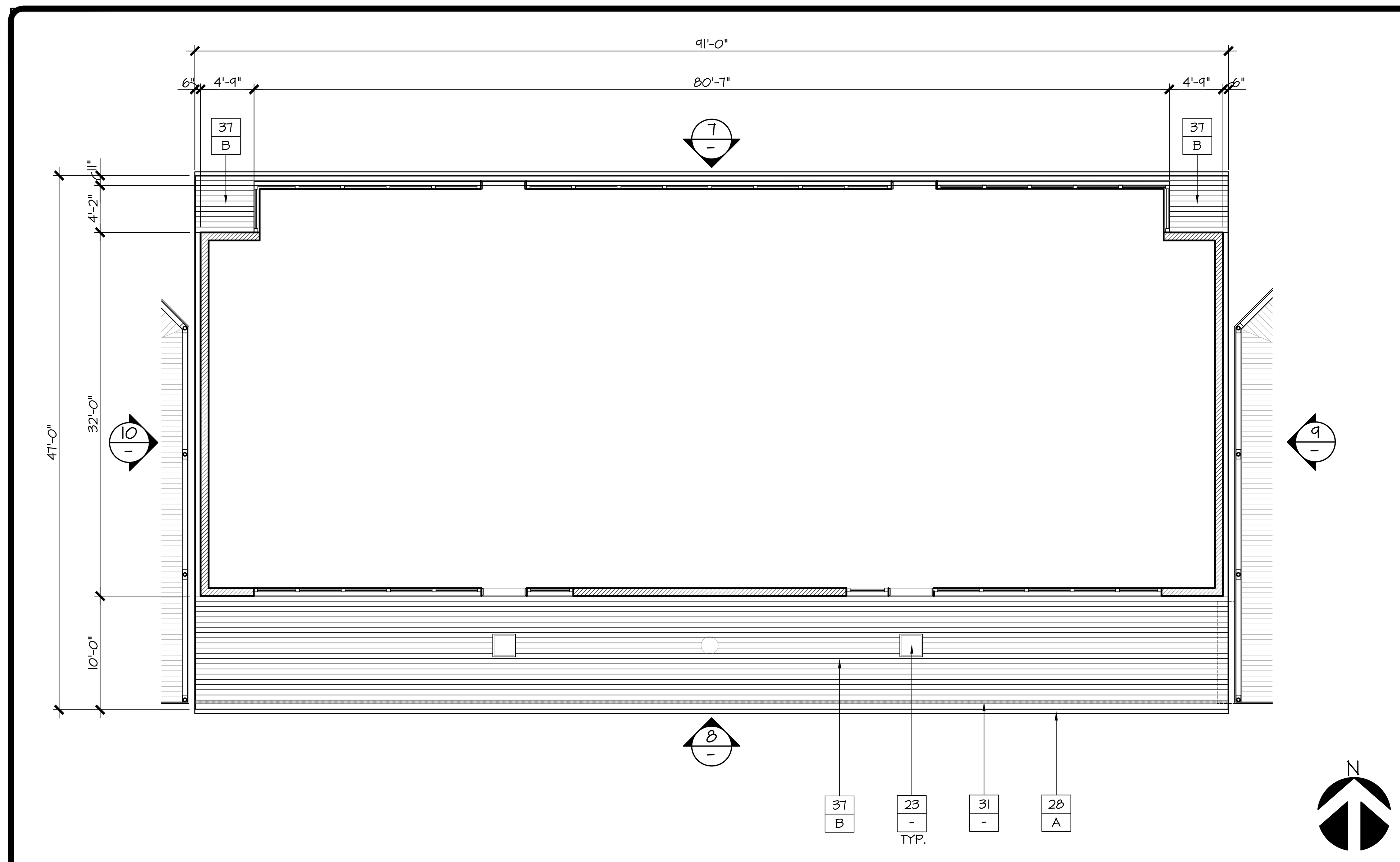

KINDERGARTEN - EXTERIOR REFLECTED CEILING PLAN
SCALE: 1/8 = 1' - 0" — 6

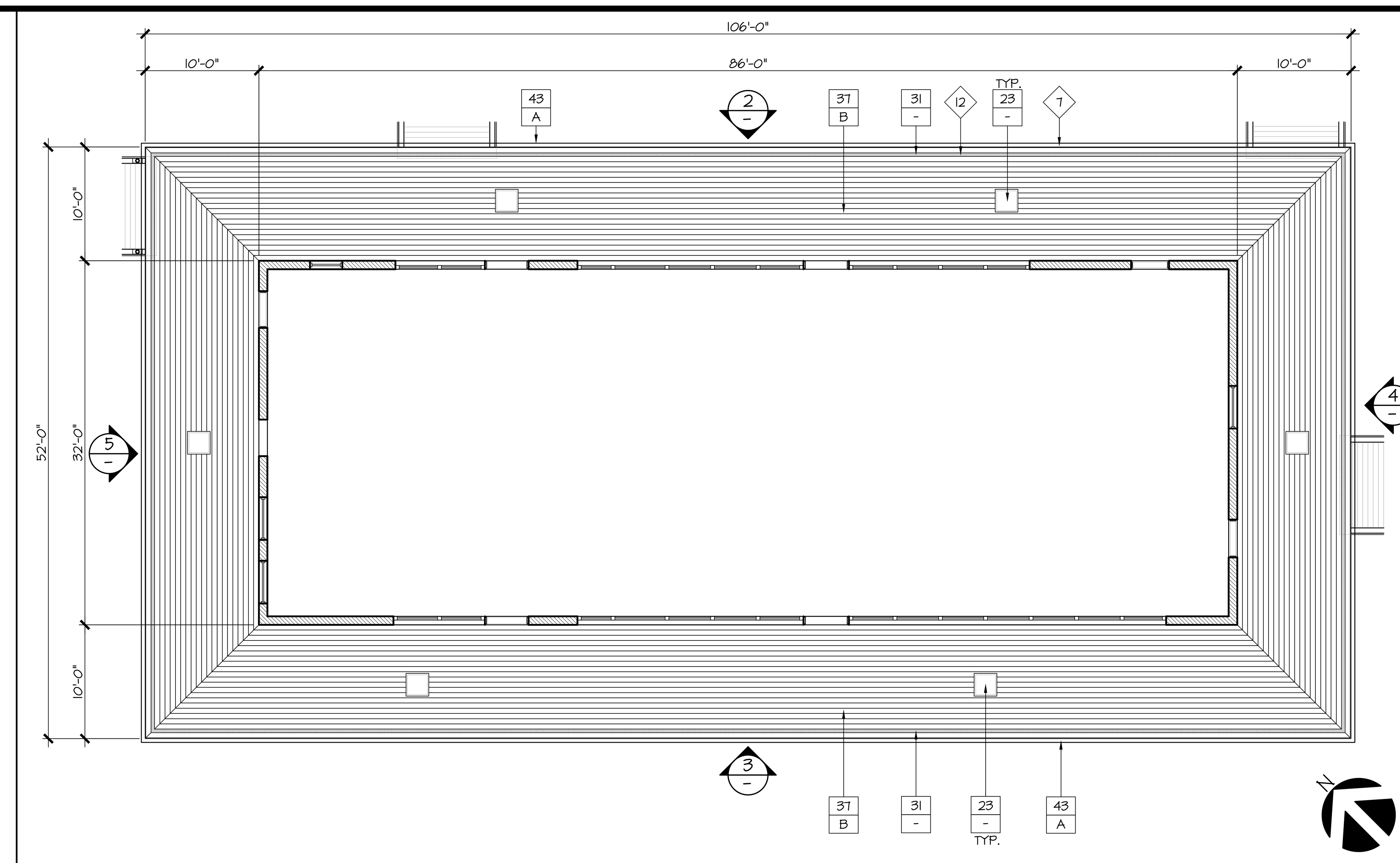

ADMINISTRATION - EXTERIOR REFLECTED CEILING PLAN
SCALE: 1/8 = 1' - 0" — 1

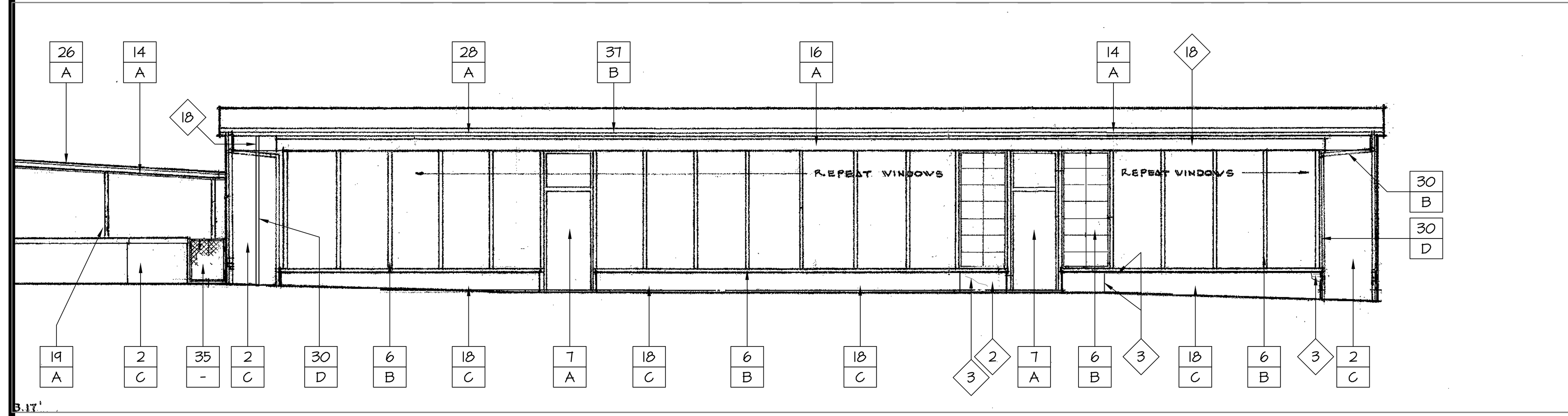

KINDERGARTEN - NORTH ELEVATION
SCALE: 1/8 = 1' - 0" — 7

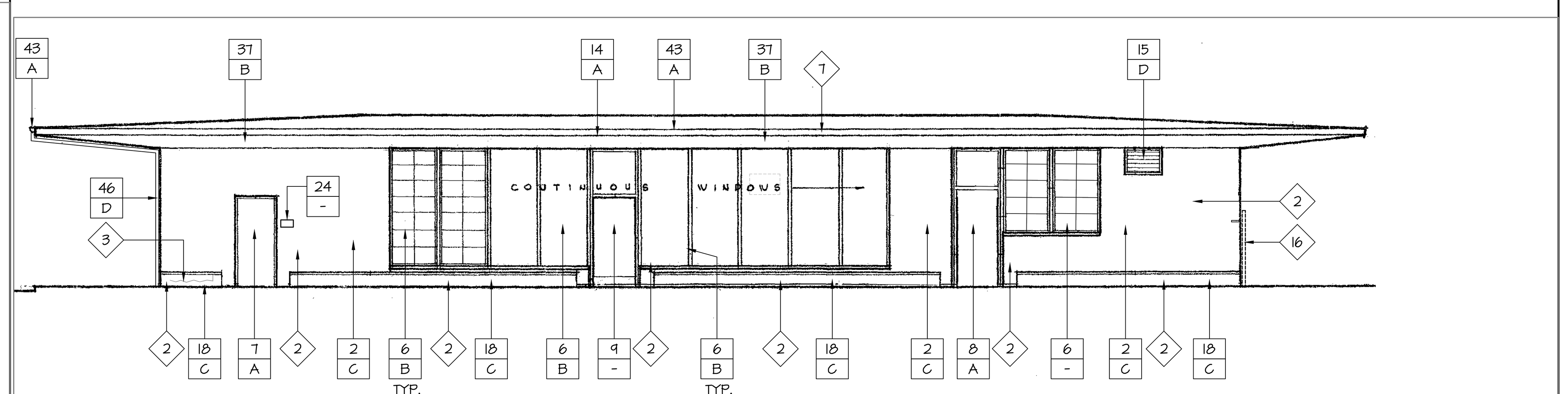

ADMINISTRATION - NORTH ELEVATION
SCALE: 1/8 = 1' - 0" — 2

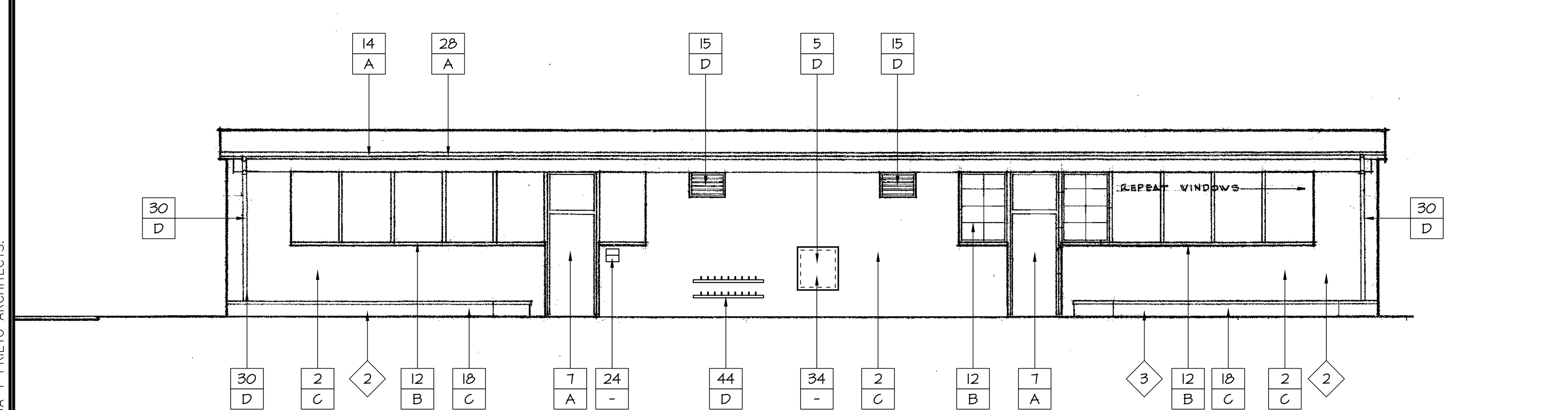

KINDERGARTEN - SOUTH ELEVATION
SCALE: 1/8 = 1' - 0" — 8

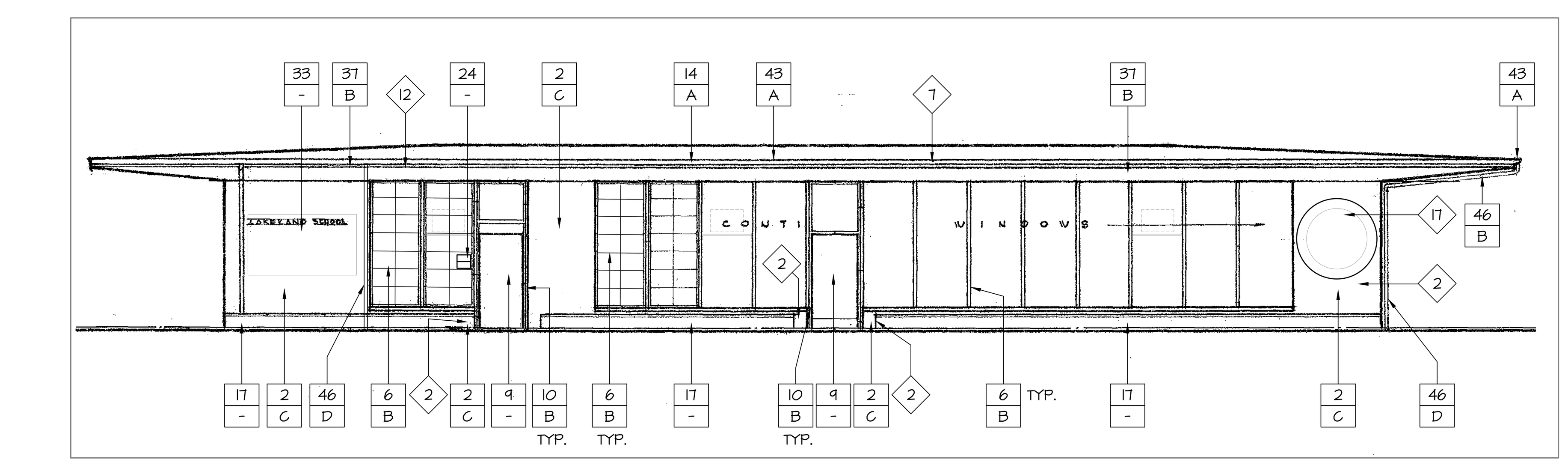

ADMINISTRATION - SOUTH ELEVATION
SCALE: 1/8 = 1' - 0" — 3

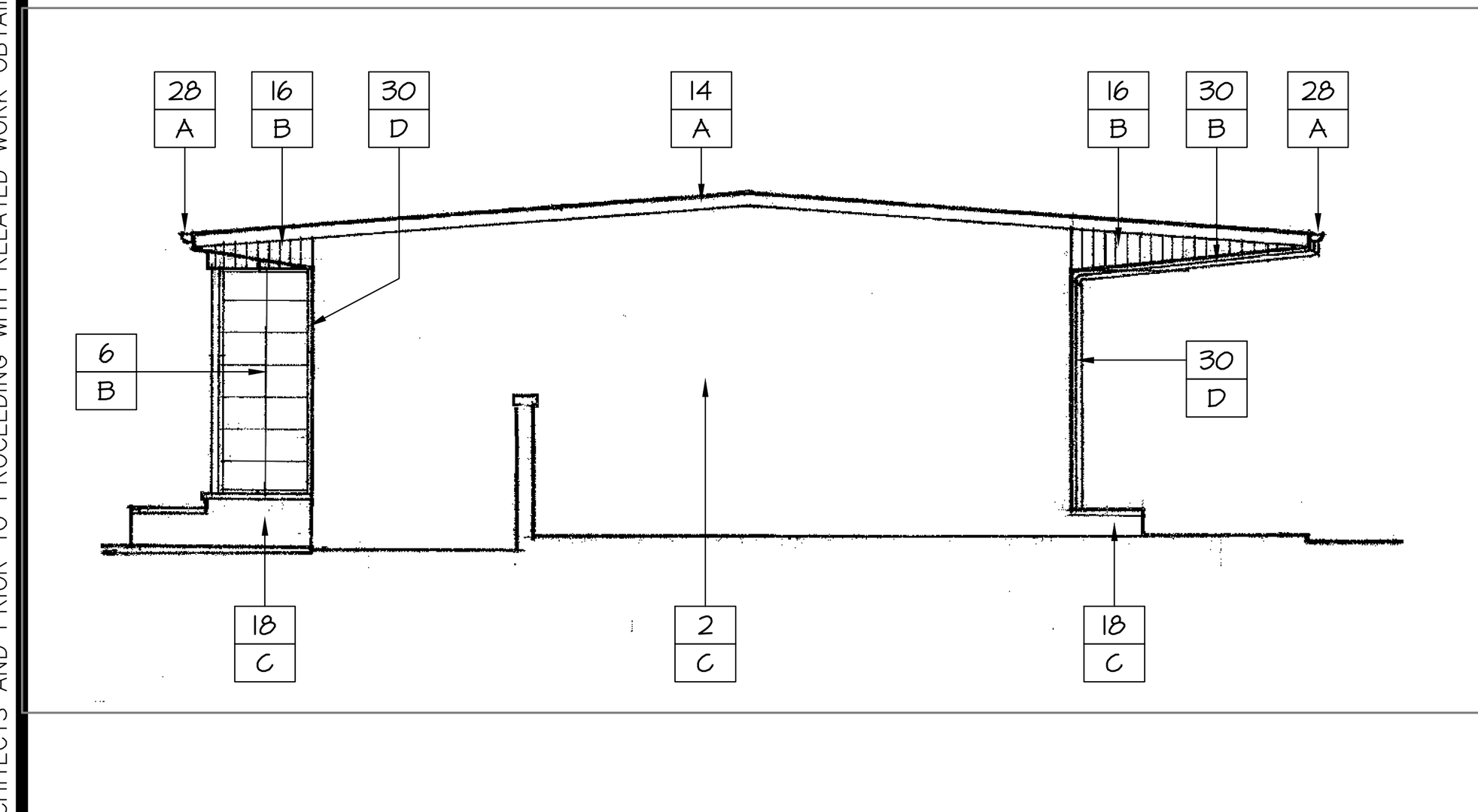

KINDERGARTEN - SE ELEV.
SCALE: 1/8 = 1' - 0" — 10

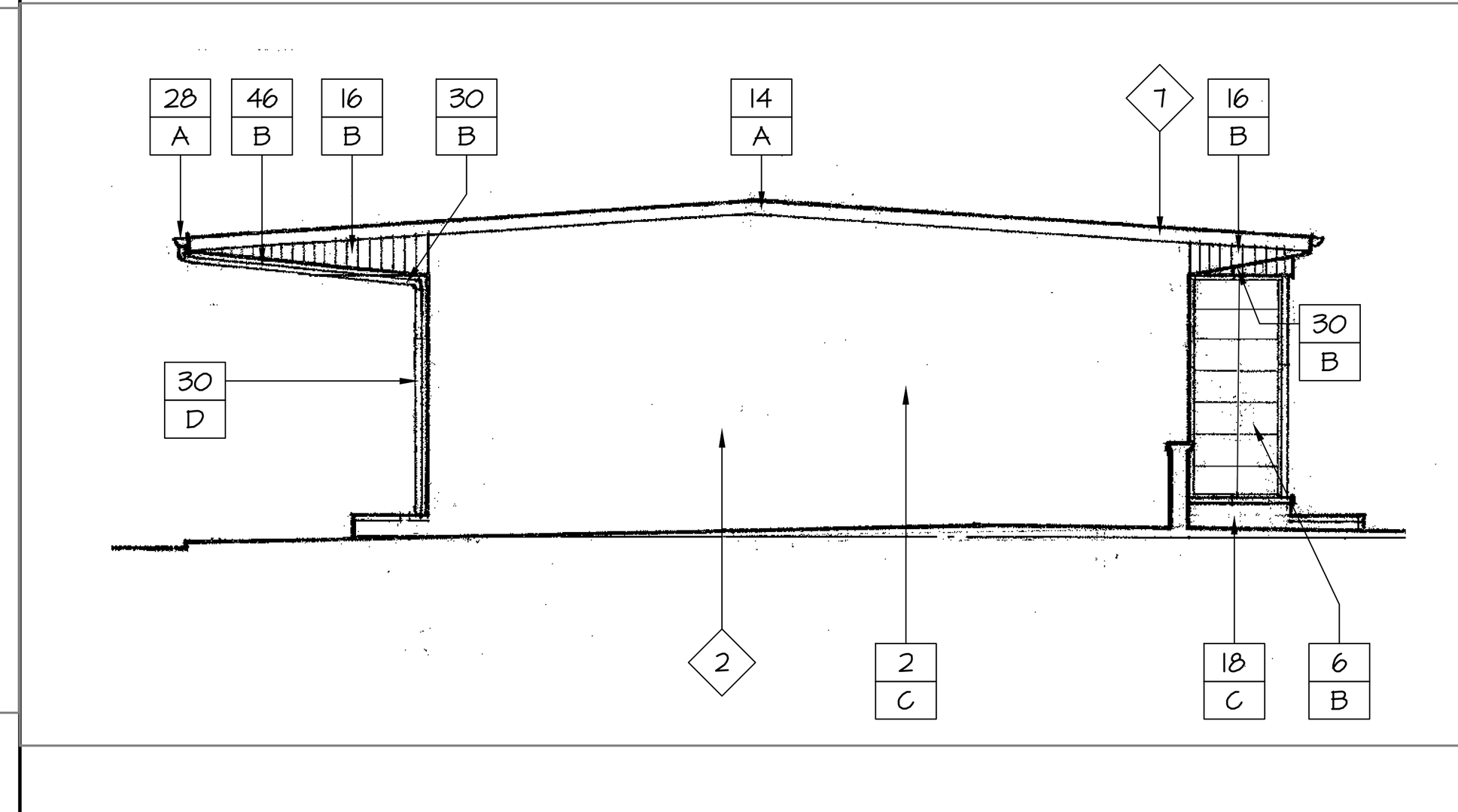

KINDERGARTEN - SW ELEV.
SCALE: 1/8 = 1' - 0" — 9

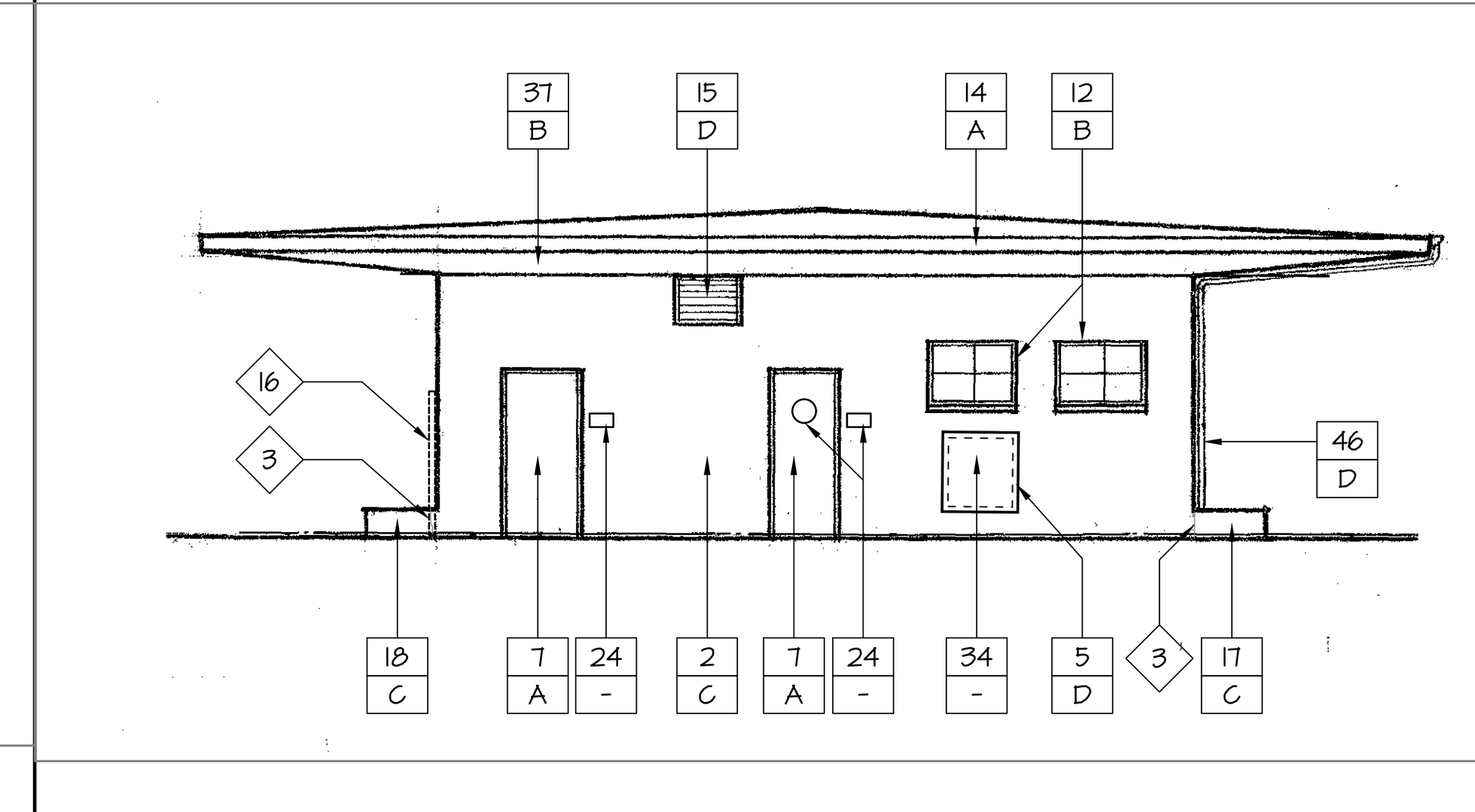

ADMINISTRATION - WEST ELEVATION
SCALE: 1/8 = 1' - 0" — 5

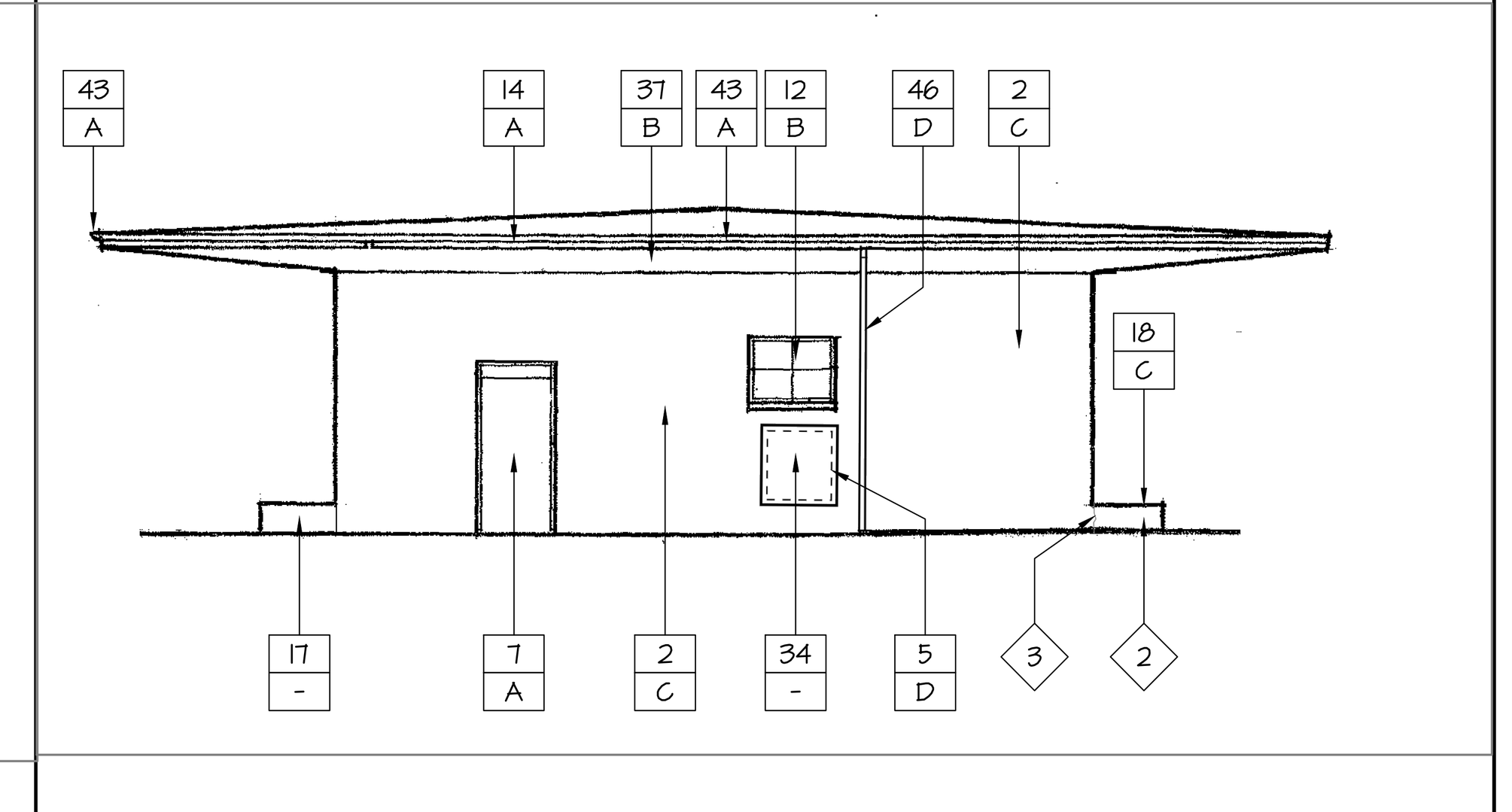

ADMINISTRATION - EAST ELEVATION
SCALE: 1/8 = 1' - 0" — 4

CONSTRUCTION KEYED NOTES
(ALL ITEMS INDICATED ARE EXISTING UNLESS NOTED.)

1	~~PLASTER~~
2	BRICK - SEALED / EXPOSED
3	~~BRICK - PAINTED~~
4	~~CONCRETE~~
5	PLYWOOD PANELING ON WALL/ UNDERSIDE OF ROOF OVERHANG
6	STOREFRONT SYSTEM
7	METAL DOOR / FRAME
8	WOOD DOOR / FRAME
9	DOOR - STOREFRONT
10	WOOD TRIM / FRAME
11	~~WINDOW FRAME - WOOD~~
12	WINDOW FRAME - METAL
13	~~CLERESTORY WINDOW SYSTEM METAL~~
14	WOOD FASCIA
15	LOUVER - METAL / WOOD
16	WOOD SIDING
17	PLANTER - CONCRETE
18	PLANTER - BRICK
19	STEEL TUBE/PIPE COLUMN
20	~~PIPE RAILING~~
21	~~DRINKING FOUNTAIN~~
22	~~CERAMIC TILE WAINSCOT~~
23	LIGHT, SPEAKER, ELECTRICAL BOX ETC.
24	SIGNAGE, REPLACE AS REQUIRED TO MATCH CAMPUS.
25	~~WOOD SKIRTING~~
26	METAL FLASHING/COPING
27	~~STEEL FRAMING~~
28	METAL GUTTER
29	~~SCUPPER~~
30	STEEL / SHEET METAL DOWNSPOUT
31	VENT WITH METAL MESH SCREEN / GRATE
32	~~SCHOOL NAME ADHERED METAL LETTERING~~
33	BULLETIN BOARDS/SIGNAGE/ETC
34	FIRE EXTINGUISHER/ FIRE HOSE ALCOVE
35	CHAINLINK FENCING/GATES / METAL SCREEN
36	~~WROUGHT IRON FENCING/GATES~~
37	UNDERSIDE OF ROOF OVERHANG/ COVERED WALKWAY - 1X6 SHIPLAP SIDING
38	~~UNDERSIDE OF ROOF OVERHANG/ COVERED WALKWAY - CEMENT PLASTER~~
39	~~UNDERSIDE OF ROOF OVERHANG/ COVERED WALKWAY - EXPOSED WOOD FRAMING~~
40	~~UNDERSIDE OF COVERED WALKWAY / LUNCH SHELTER - CORRUGATED METAL~~
41	~~BARD UNIT~~
42	~~REPLACE PULL BOX COVER IF RUSTED.~~
43	NEW ROOF GUTTER
44	WOOD BACKPACK HANGER
45	~~METAL PLATE~~
46	NEW METAL DOWNSPOUT
47	~~STOREFRONT GLASS PANE PAINTED~~
48	~~WOOD BEAM~~
49	~~METAL FASCIA~~

REPAIR KEYED NOTES

1. ~~AREA OF DAMAGED / CRACKED PLASTER. REPAIR AND PATCH WITH NEW PLASTER TO MATCH (E).~~
2. BRICK INFILL OR DISCOLORED BRICK. LIGHTLY VAPORBLAST ENTIRE BRICK WALL SURFACE. COAT WITH ANTI-GRAFFITI COATING. INSPECT ALL BRICK WORK PRIOR TO PROCEEDING.
3. DAMAGED / CRACKED BRICK / CONCRETE. REPLACE OR PATCH TO MATCH (E).
4. ~~EXPOSED CONCRETE LINTEL. REPAIR CRACKS IF ANY. PAINT TO MATCH ADJACENT BRICK COLOR.~~
5. ~~DAMAGED WOOD PANELING. REMOVE AND REPLACE WITH NEW WOOD PANELING.~~
6. ~~CRACKED / DAMAGED WINDOW PANE. REMOVE AND REPLACE WITH NEW GLASS TO MATCH EXISTING.~~
7. DAMAGED WOOD FASCIA. REMOVE AND REPLACE WITH NEW WOOD FASCIA TO MATCH EXISTING. REPLACE METAL DRIP EDGE AS REQUIRED WHERE DAMAGED. DETAIL 8 /T3.0
8. ~~DAMAGED METAL FLASHING / COPING. REMOVE AND REPLACE WITH NEW FLASHING / COPING TO MATCH EXISTING.~~
9. ~~DAMAGED METAL GUTTER. REMOVE AND REPLACE AS NEEDED WITH NEW METAL GUTTER. DETAIL /T3.0 PATCH WHERE GUTTER WAS REPLACED AND PATCH ROOFING AS NEEDED.~~
10. ~~DAMAGED DOWNSPOUT. REMOVE AND REPLACE AS NEEDED WITH NEW DOWNSPOUT TO MATCH (E).~~
11. ~~DOWNSPOUT. PROVIDE MISSING / DAMAGED CONNECTION FROM GUTTER TO DOWNSPOUT. SEE DETAIL 1/T3.0~~
12. DAMAGED VENT REMOVE AND REPLACE WITH NEW TO MATCH (E). FOR SOFFIT VENT, REMOVE PORTION OF ADJACENT PLASTER OR WOOD AS REQUIRED AND PROVIDE NEW PLASTER/ WOOD WHERE REMOVED. SEE DETAIL 2 /T3.0.
13. ~~DAMAGED WOOD SKIRTING REMOVE AND REPLACE WITH NEW SKIRTING AS NEEDED TO MATCH (E).~~
14. ~~REMOVE AND REPLACE DAMAGED BACKPACK HANGER WOOD PLATE.~~
15. ~~REMOVE (E) LOUVERED OPENING AND PROVIDE NEW. SEE DETAIL 13 & 14/T3.0.~~
16. SAW CUT UNUSED METAL POST ABOVE FINISH GRADE AND CAP THE OPENING. PROTECT THE CONCRETE AND WALL AROUND THE POST FROM ANY DAMAGE DURING REMOVAL.
17. SCHOOL ADHESIVE LOGO, REMOVE. DISTRICT TO REPLACE WITH NEW ADHESIVE LOGO / STICKER.
18. DAMAGED WOOD SIDING REMOVE AND REPLACE AS REQUIRED.
19. ~~DAMAGED WOOD PLANK CEILING TO BE REMOVED AND REPLACED IN AREA INDICATED IN DRAWING.~~
20. ~~ROOM SIGNAGE, REMOVE AND REPLACE WITH NEW SIGNAGE PER DISTRICT'S APPROVAL.~~
21. ~~REMOVE WOOD LATTICE OVER LOUVERED OPENING.~~
22. ~~HOLE IN BRICK MASONRY, FILL WITH COLORED GROUT TO MATCH BRICK.~~
23. ~~DAMAGED ELECTRICAL BOX / SPEAKER TO BE REPLACED BY THE DISTRICT BEFORE PAINTING WORK BEGINS. REFER TO TYP. PAINTING AND CONSTRUCTION NOTES #5~~
24. ~~DAMAGED METAL FASCIA. REMOVE AND REPLACE WITH NEW METAL FASCIA TO MATCH EXISTING. REPLACE METAL DRIP EDGE AS REQUIRED WHERE DAMAGED.~~
25. ~~WOOD PLANK / SKIRTING WITH LOOSE EDGE. NAIL/ FIX AS REQUIRED.~~

COLOR NOTES

COLOR/ MANUFACTURER

A	ACCENT COLOR DUNN EDWARDS - "LAKE CENTER BLUE" EVSH50-2 EVERSHIELD EXT S/G
B	BASE COLOR DUNN EDWARDS - "THATCHED ROOF" DE6177
C	CLEAR SEALER "STONETONE" 44CF-1 BY EPMAR (2 COATS)
D	PAINT COLOR TO MATCH (E) BRICK FROM DUNN EDWARDS TO BE DECIDED BY DISTRICT

LEGEND

6 — MATERIAL INDICATION
A — COLOR INDICATION

TYP. PAINTING + CONSTRUCTION NOTES

1. ALL REPAIR WORK INDICATED IN REPAIR KEYED NOTES TO BE DONE PRIOR TO START OF PAINTING WORK.
2. REFER TO SPECIFICATIONS FOR PAINTING PREPARATION OF DIFFERENT MATERIALS AND SURFACES PRIOR TO START OF PAINTING WORK.
3. FIELD VERIFY ALL CONDITIONS PRIOR TO PROCEEDING.
4. PRIOR TO THE START OF CONSTRUCTION OR ORDERING MATERIALS, PROVIDE THE ARCHITECT WITH A COMPLETE COLOR PALLETTE OF ALL MATERIALS FOR REVIEW.
5. MASK ALL ELECTRICAL FIXTURES PRIOR TO PAINTING.

KEY PLAN

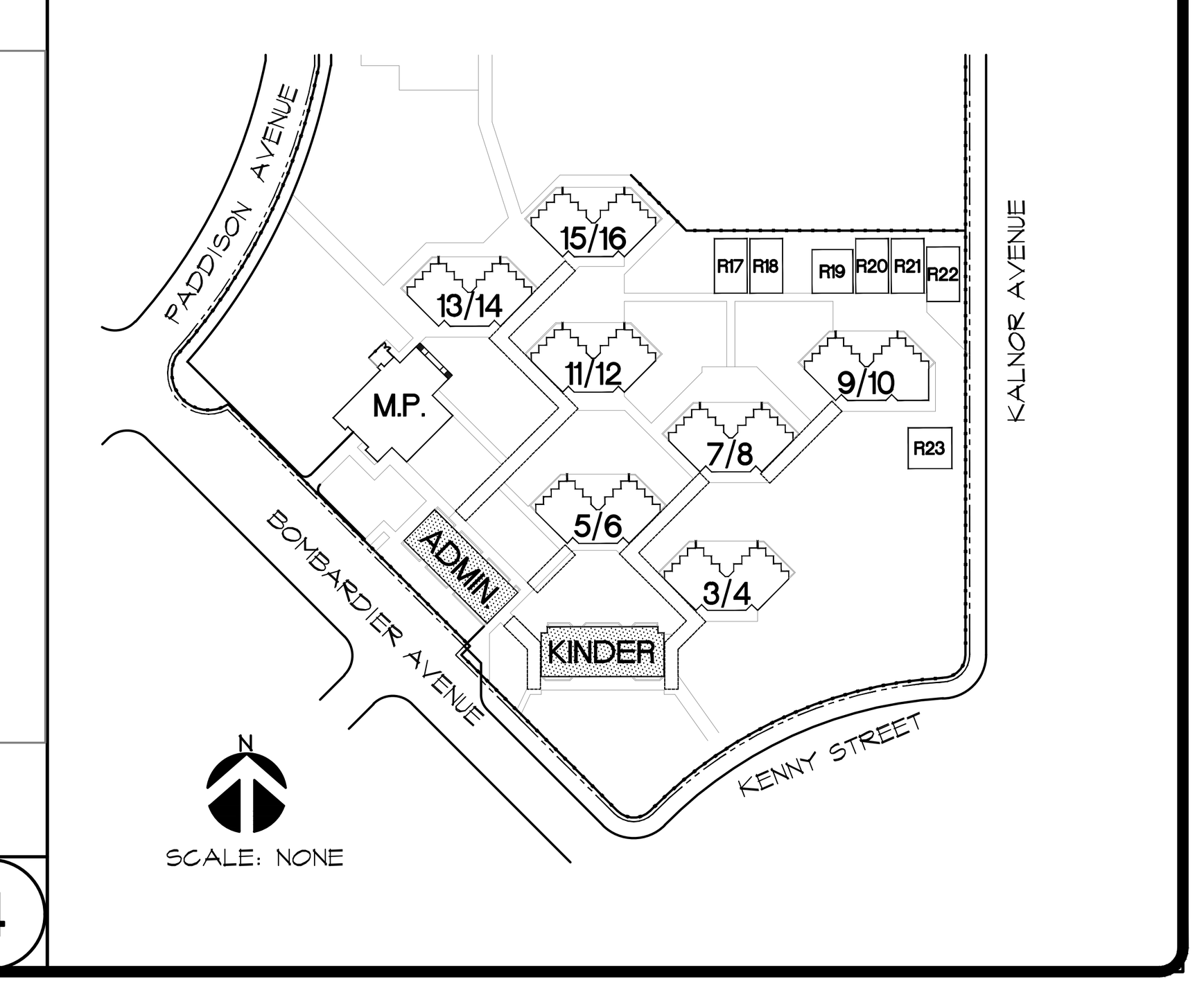

NO.	DATE	REVISION	BY

DATE: 02/14/20
JOB NO.: 180104
DESIGNED BY: JNM
DRAWN BY: JNM
CHECKED BY: JP

ZIEMBA + PRIETO ARCHITECTS
601 South Glenoaks Boulevard. • Suite 400 • Burbank, CA 91502
P: (818) 841-2585 • F: (818) 841-7782 • www.ziembaprietoarch.com

EXTERIOR REFLECTED CEILING PLANS AND EXTERIOR ELEVATIONS FOR KINDERGARTEN & ADMINISTRATION

LITTLE LAKE CITY SCHOOL DISTRICT
10515 S. PIONEER BLVD.
SANTA FE SPRINGS, CA 90670

DISTRICT WIDE PAINTING PROJECT
LAKELAND ELEMENTARY SCHOOL
11224 BOMBARDIER AVENUE
NORWALK, CALIFORNIA 90650

LICENSED ARCHITECT
JORGE F. PRIETO
C-33216
RENEWAL DATE NOV. 30, 2021
STATE OF CALIFORNIA

SHEET NO.
A4.0-F

© BY ZIEMBA + PRIETO ARCHITECTS ALL COMMON LAW COPYRIGHT AND OTHER PROPERTY RIGHTS RESERVED. THIS DOCUMENT IS AN ORIGINAL AND UNPUBLISHED WORK PRODUCT OF ZIEMBA + PRIETO ARCHITECTS THIS WORK SHALL NOT BE DUPLICATED, COPIED, DISCLOSED, USED, IN CONNECTION WITH ANY WORK OR PROJECT OTHER THAN THE SPECIFIC PRODUCT FOR WHICH THEY HAVE BEEN PREPARED OR ASSIGNED TO ANY THIRD PARTY WITHOUT FIRST OBTAINING THE EXPRESS WRITTEN CONSENT OF ZIEMBA + PRIETO ARCHITECTS. VISUAL CONTACT WITH THIS DOCUMENT SHALL CONSTITUTE CONCLUSIVE EVIDENCE OF ACCEPTANCE OF THESE RESTRICTIONS. CONTRACTORS SHALL VERIFY AND BE RESPONSIBLE FOR ALL DIMENSIONS AND CONDITIONS ON THE JOB. UPON DISCOVERY OF ANY VARIATION, DISCREPANCY, OR OMISSION, NOTIFY ZIEMBA + PRIETO ARCHITECTS AND PRIOR TO PROCEEDING WITH RELATED WORK OBTAIN WRITTEN RESOLUTION FROM ZIEMBA + PRIETO ARCHITECTS.

2020-02-14 - 5:47PM

ORIGINAL DATE: 03/26/18